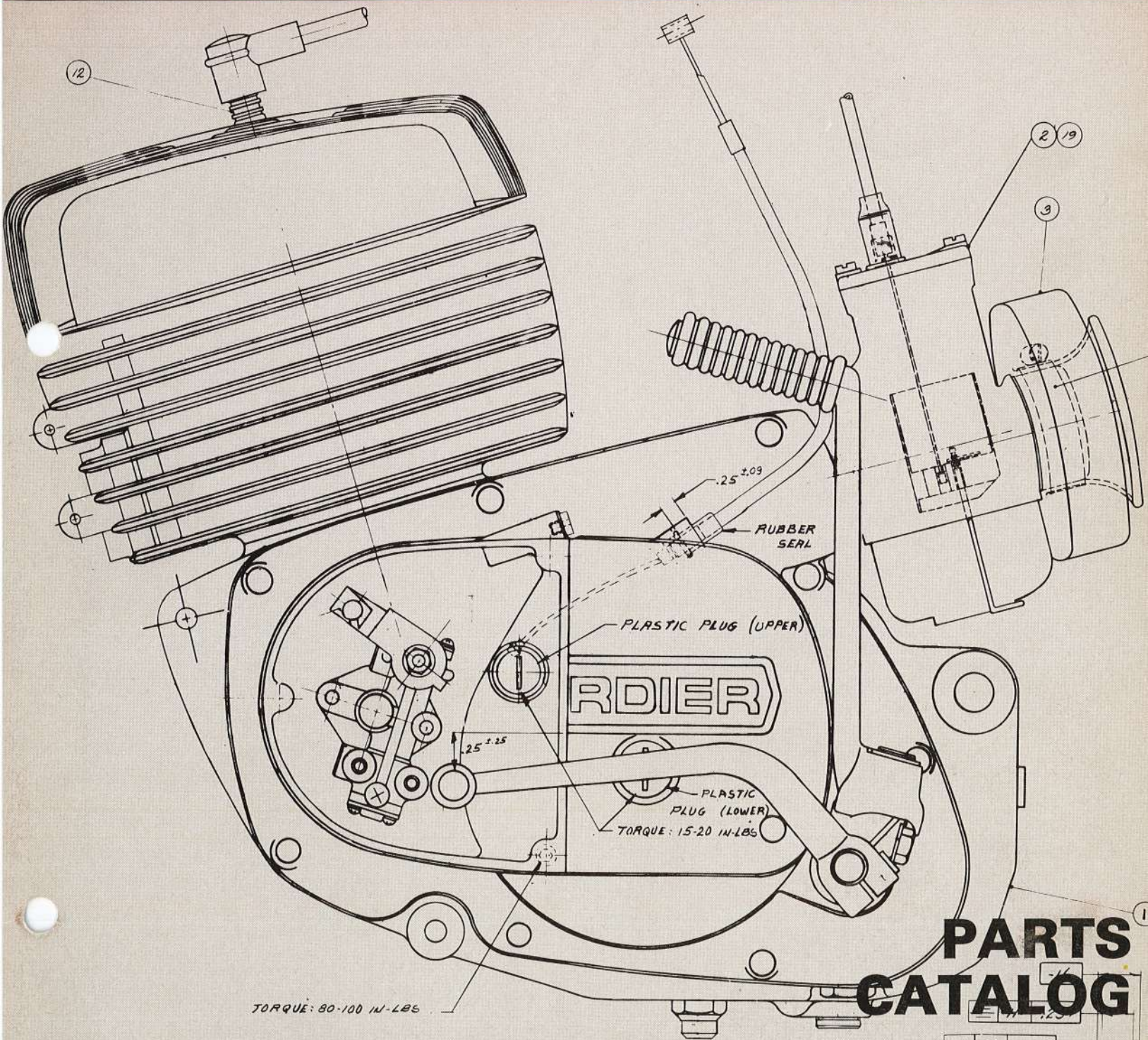




bombardier

175.250 **MX-3**



PARTS CATALOG





PARTS CATALOG FORWARD

This parts catalog list, Parts and sub-assemblies provided as spare parts for the Can-Am Motorcycles. When ordering parts from this catalog always quote the entire number and part name as show:

(A) Parts number categories

CAN-AM parts are divided into four (4) categories:

1. Engine
2. Fasteners
3. CAN-AM, General
4. Ski-Doo, General

Parts numbers always consist of nine (9) digits and except for Ski-Doo parts are broken down like the following structure:

XXX - XXX - XXX

The exception to this structure are Ski-Doo parts which are:

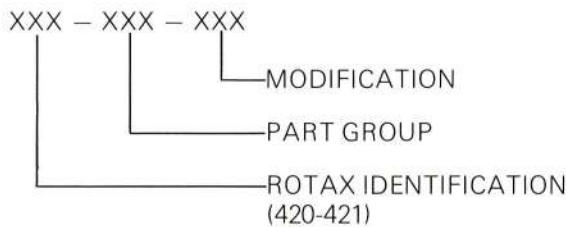
XXX - XXXX - XX

You will find that for simplicity the price list will be printed with the Ski-Doo breakdown.

STRUCTURE

Group Identification

1. ENGINE PARTS (ROTAX)

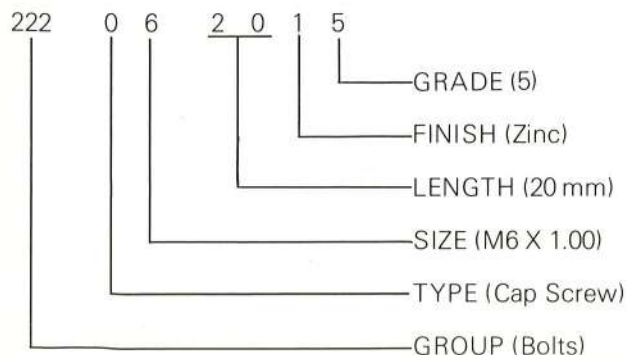


2. FASTENERS (METRIC CAN-AM)

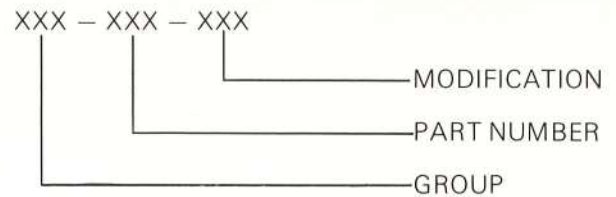
XXX - XXX - XXX

Example:
M6 X 1.00 X 20 mm Length Hex. HD. Cap Screw, Zinc plated,

Grade 5



3. GENERAL CAN-AM



The following groups are to be found in this catalog:

CAN-AM, General

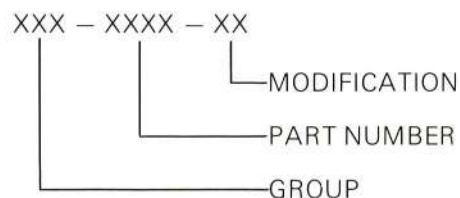
- 730 - Electrical, wiring components
- 731 - Crating parts
- 732 - Seals, bearings, spring, "O" rings, circlips, special fasteners
- 733 - Accessories, clothing
- 734 - Engines, engine parts not Rotax
- 735 - Printed material, service, parts
- 736 - Advertising, promotion material
- 737 - Control components

The following groups are to be found in this catalog:

CAN-AM, General

- 738 - Head and tail lamp, turn signal, electrical components
- 739 - Instruments
- 740 - Carburetor, airbox intake system, air filtration
- 741 - Cables
- 742 - Suspension units
- 743 - Wheel parts, drive chains
- 744 - Body parts
- 745 - Exhaust system
- 746 - Frame
- 747 - Special tools and service items
- 748 - Miscellaneous fittings and fasteners
- 749 - Kits - special competition parts

4. SKI-DOO GENERAL



5. ABBREVIATIONS

STD	Standard
Assy	Assembly
L.H.	Left Hand
R.H. ...	Right Hand (Refers to the position of seated rider)
ALT	Alternate
T	Teeth
PR.	Ply Rating
HEX	Hexagonal
D.N.A.	Does not apply
Mag	Magneto
W /	With
W / O.	Without
lbs.	Pounds
I.D.	Inside Diameter
O.D.	Outside Diameter
A.R.	As Required
Int.	Internal

HOW TO USE THE FLAT RATE TIME (F.R.T.)

This F.R.T. (Flat Rate Time) is used to determine the standard labor time allowed for replacement of parts covered by the warranty is in effect. The F.R.T. for those parts which are not listed (indicated by a —) should be determined from the operation closely related to the replacement of that part.

1. THE F.R.T. IS BASED ON THE FOLLOWING SERVICING CONDITIONS:

- a) Standard times specified are based on the condition that the necessary servicing tools are available close at hand and the work performed by a mechanic with normal skill.
- b) Time required for the servicing is calculated as shown:

Example: Exact repair for a reasonable mechanic (120 min.)

Plus 5% for diagnosis	6 min.
Plus 5% internal cleaning	6 min.
Plus 5% for parts Dept.	6 min.
Plus 5% for paperwork	6 min.

The F.R.T. is 2.4 hours.

TOTAL TIME: 144 min.

2. The F.R.T. is also a guideline for time required for normal retail repairs and may be used for estimating retail cost.

3. METHOD OF COMPUTING

The job times are listed in tenth of an hour to simplify computation.

Example: 0.3 = 18 minutes
5.6 = 5 hours and 36 minutes

CONVERSION CHART

Hours	Minutes	Hours	Minutes
0.1	6	0.6	36
0.2	12	0.7	42
0.3	18	0.8	48
0.4	24	0.9	54
0.5	30	1.00	60

4. COMPUTING THE F.R.T.

When several jobs are performed at the same time, make the calculation in the manner.

a) Jobs of non duplicated nature:

The F.R.T. for the job is obtained by totalling the F.R.T. for each part replaced.

Example: Replacement of cylinder and clutch.

SERVICING DETAILS	F.R.T.
Cylinder	0.6
Clutch plate	0.7
The F.R.T. for the job is: $0.6 + 0.7 = 1.3$	

b) Jobs of duplicates nature:

Take the F.R.T. for the last part to be replaced.

Example: Replacement of cylinder head and piston.

SERVICING DETAILS	F.R.T.
Cylinder head	0.5
Piston	0.7
The F.R.T. for this job is the last part replaced (piston): 0.7 .	

HOW TO USE THE OPERATION NUMBER (O.P.)

Operation number: is an indicative referring to a sub-section of the motorcycle.


The operation number to be used is the same as the section in which the part is found in the catalogue.

Example: For a carburetor part, the operation would be 04
For a fork part, the operation would be 06.

TABLE OF CONTENTS

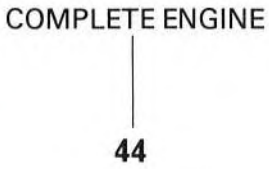
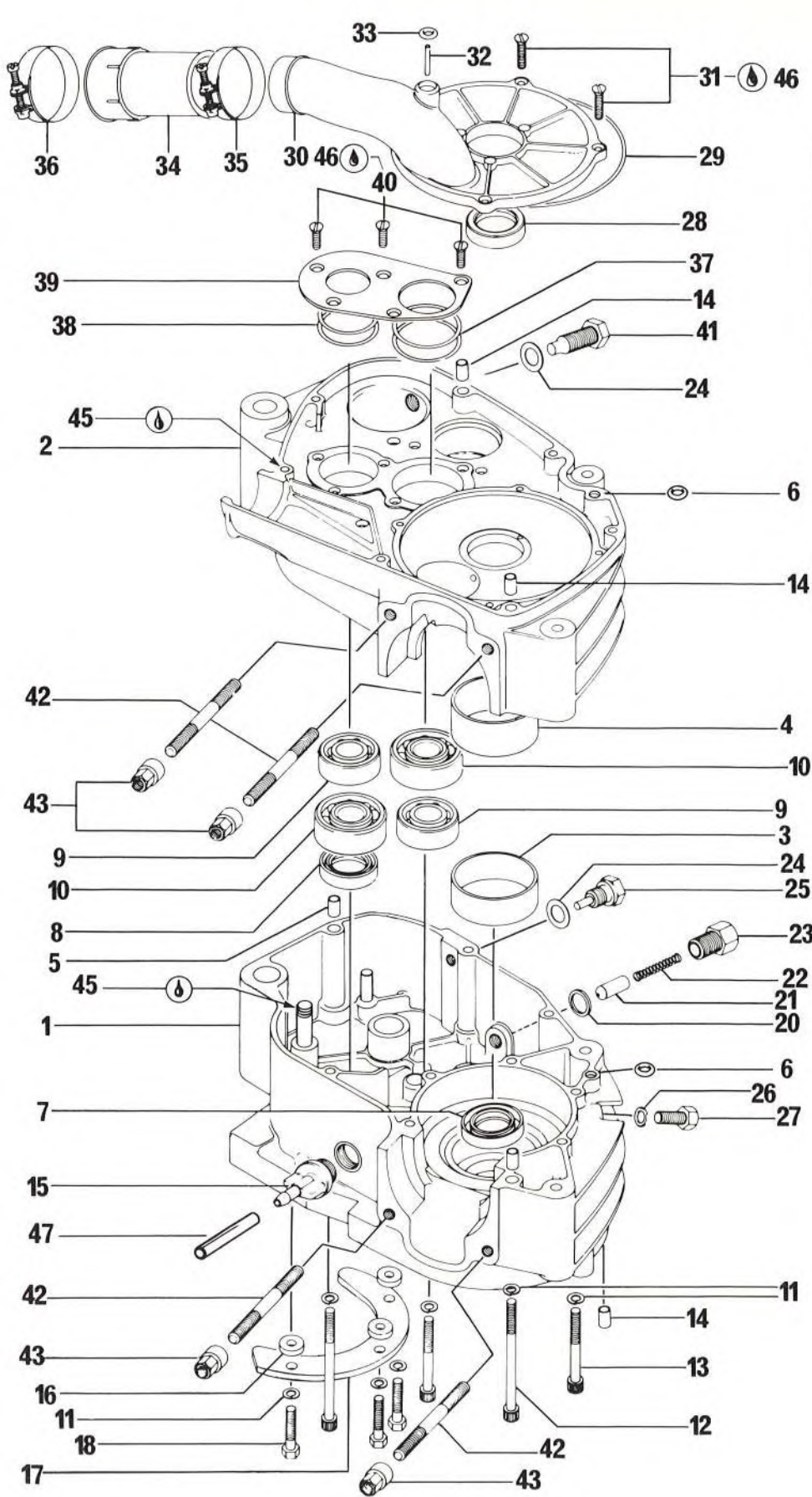
ENGINE	SECTION 1
Crankcase	
Crankshaft, cylinder, piston	
Magneto, clutch and oil pump covers	
GEAR BOX	SECTION 2
Transmission	
Clutch, kick start	
ELECTRICAL	SECTION 3
Magneto	
Wiring system (speedo, ignition switch)	
Lighting system	
Terminals & wires	
CARBURETION	SECTION 4
Carburetor	
SPECIAL TOOLS	SECTION 5
Tools, special and owners kit	
FRAME	SECTION 6
Fork	
Main frame	
Swing arm, shock absorber	
CONTROLS	SECTION 7
Handlebar	
Cables	
EXHAUST SYSTEM	SECTION 8
Exhaust pipe, muffler	
BODY	SECTION 9
Body parts (fenders, side covers)	
Fuel tank	
WHEELS	SECTION 10
Brake system	
Front wheel	
Rear wheel	
SPECIAL / OPTIONAL PARTS	SECTION 11
Optional parts	
Competition parts	
Service items	
NUMERICAL LIST	SECTION 15
PRICE LIST with Service bulletin	SECTION 16
PARTS BULLETINS	SECTION 17

ENGINE

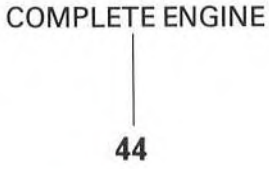
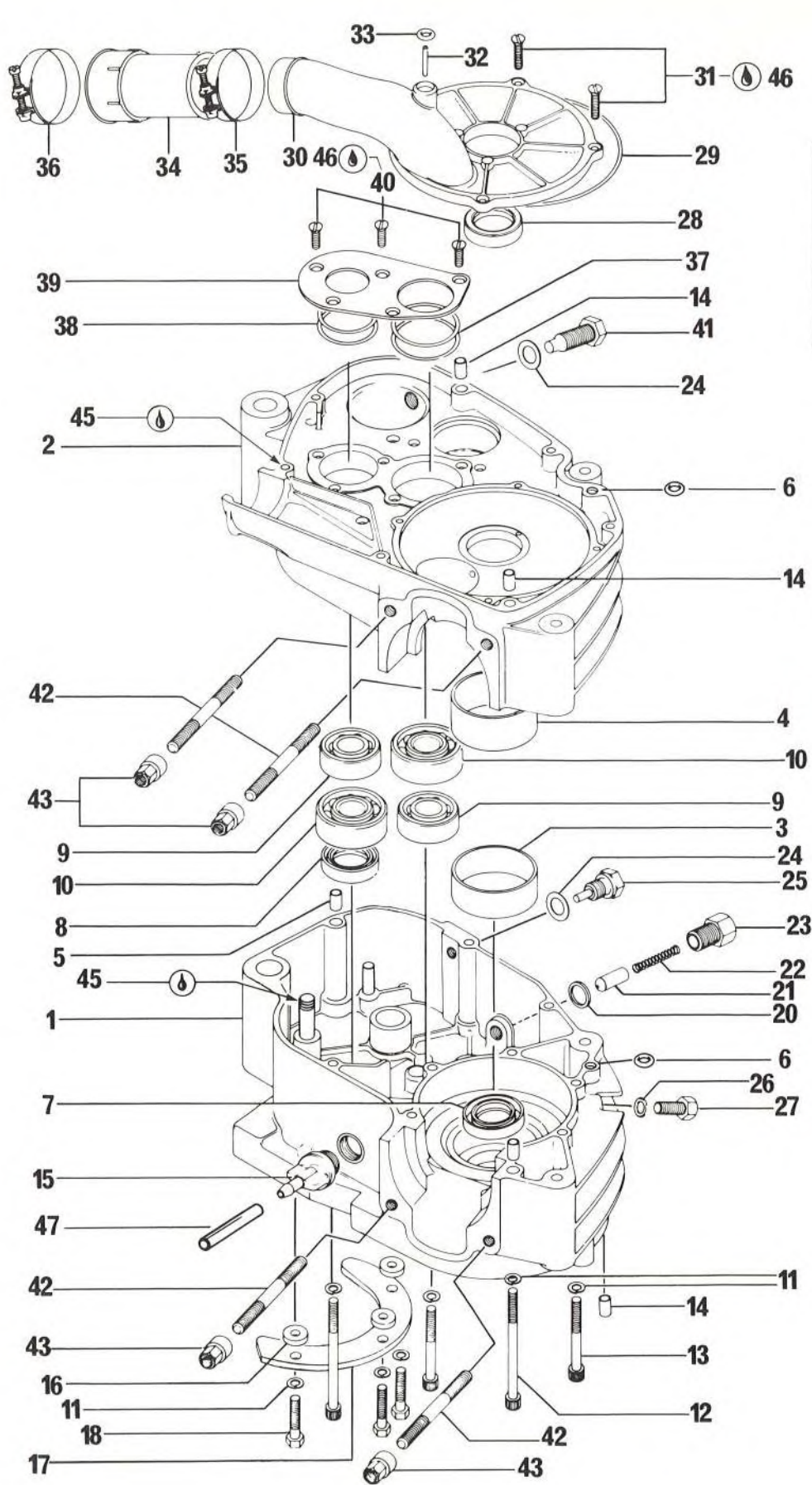




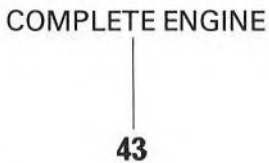
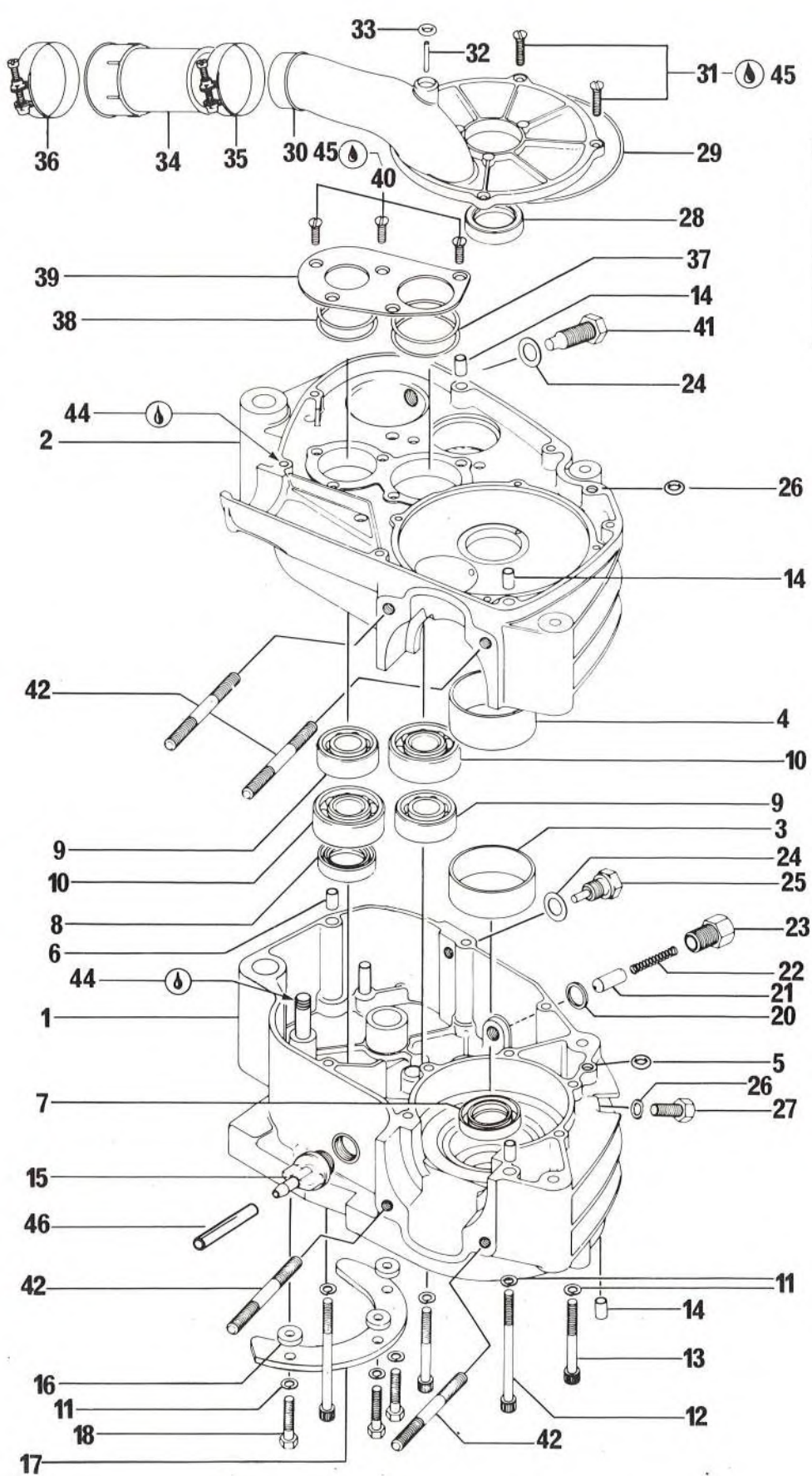
Crankcase



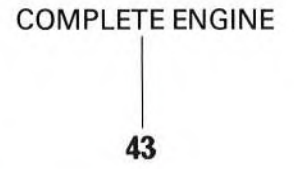
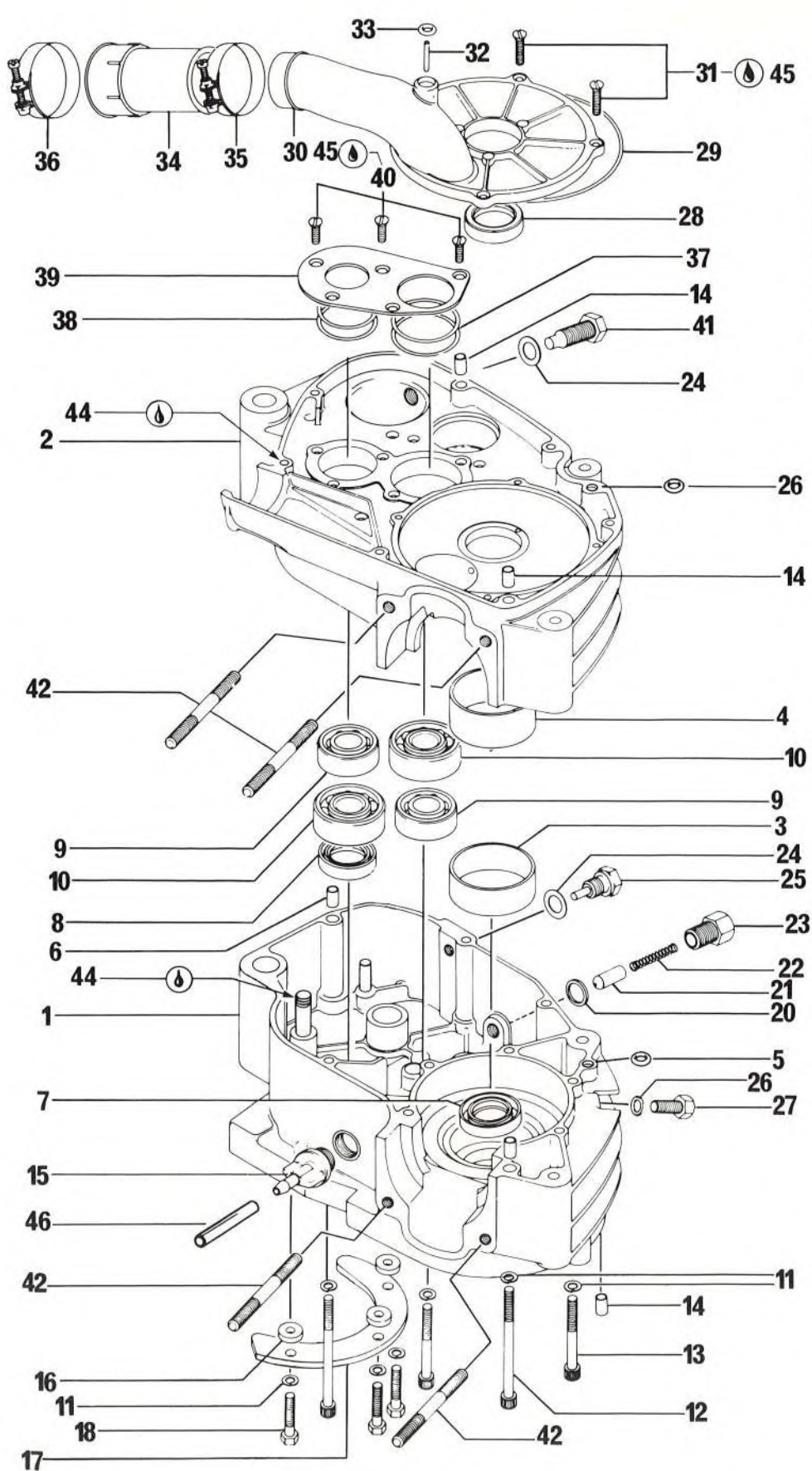
ITEM NO	PART NUMBER	DESCRIPTION	MX-3 175	FRT
1 thru				
5	420 291 545	Crankcase Assembly.....	1	4.0
3	420 260 390	Ring, Crankcase, Magneto Side.....	1	3.0
4	420 260 400	Ring, Crankcase, Clutch Side.....	1	3.0
5	420 949 900	Dowel, Locating.....	2	-
6	420 230 530	O'Ring.....	2	-
7	420 230 390	Seal, Magneto Side.....	1	1.7
8	420 230 421	Seal, Transmission Main Shaft.....	1	1.7
9	420 232 630	Ball Bearing 6203.....	2	3.0
10	420 232 640	Ball Bearing 6204.....	2	3.0
11	420 945 751	Lockwasher 6 mm.....	13	-
12	420 241 870	Screw, Allen Head M6 X 70.....	5	-
13	420 241 820	Screw, Allen Head M6 X 45.....	5	-
14	420 949 900	Dowel, Locating.....	5	-
15	420 241 920	Oil Filler Cap M18 X 1.5(With Air Vent).....	1	0.1
16	420 247 240	Spacer, Chain Guard.....	3	-
17	420 297 330	Chain Guard (For Sprocket 13T 420 236 950).....	1	0.1
	420 297 331	Chain Guard (For Sprocket 14T 420 236 951).....	Opt	D.N.A.
	420 297 332	Chain Guard (For Sprocket 15T 420 236 952).....	Opt	D.N.A.
N 18	420 241 185	Screw, Hexagonal Head M6 X 16.....	3	-
19	420 291 655	Gasket Set.....	1	-
20	420 230 500	Gasket Ring, Index Plug.....	1	-
21	420 258 552	Plunger, Index.....	1	0.1
22	420 239 712	Spring, Index Plunger.....	1	-
23	420 241 787	Plug, Transmission, Index.....	1	0.1
24	420 650 040	Gasket Ring.....	2	-
25	420 241 781	Plug Magnetic Drain.....	1	0.1
26	420 950 141	Gasket Ring.....	1	-
27	420 940 580	Screw, Hexagonal Head M8 X 16 Crankcase Drain.....	1	-
28	420 230 425	Seal, Clutch Side.....	1	1.5
29	420 230 310	O'Ring, Disc Valve Cover.....	1	-
30-32	420 212 037	Disc Valve Cover Assembly.....	1	1.5
31	420 940 510	Screw, Countersunk Slotted Head M5 X 16.....	4	-
32	420 224 040	Diffuser Tube.....	1	0.4
33	420 230 260	O'Ring, Oil Injection Inlet Port...	1	-
34	420 267 741	Adapter, Carburetor.....	1	0.4
35	420 251 845	Hose Clamp, Carburetor Adaptor.....	1	-
36	420 251 820	Hose Clamp, Carburetor.....	1	-



ITEM NO	PART NUMBER	DESCRIPTION	MX-3 175	FRT
37	420 227 610	Shim 0.5 mm, Transmission Clutch Shaft Bearing.....	AR	-
	420 227 611	Shim 0.3 mm, Transmission Clutch Shaft Bearing.....	AR	-
	420 227 612	Shim 0.1 mm, Transmission Clutch Shaft Bearing.....	AR	-
38	420 227 520	Shim 0.5 mm, Transmission Main Shaft Bearing.....	AR	-
	420 227 521	Shim 0.3 mm, Transmission Main Shaft Bearing.....	AR	-
	420 227 522	Shim 0.1 mm, Transmission Main Shaft Bearing.....	AR	-
39	420 227 550	Retaining Plate, Transmission Bearings.....	1	0.7
40	420 940 315	Screw, Countersunk Slotted Head M5 X 12.....	5	-
41	420 241 775	Screw, Kick Starter Stop.....	1	0.1
N 42	420 240 210	Stud M8 X 68, Cylinder Base.....	4	-
43	420 242 585	Nut M8, Cylinder Base.....	4	-
N 44	734 003 017	Engine Complete Without: Electronic Box, Magneto Assembly, Carburetor & Levers.....	1	0.5
N 45	747 002 001	Crankcase Sealant (Black).....	AR	-
N	747 002 000	Crankcase Sealant (Clear).....	AR	-
46	747 020 000	Lock N'Seal.....	AR	-
N 47	414 137 200	Tube, Air Vent 10" (254 mm).....	AR	-



ITEM NO	PART NUMBER	DESCRIPTION	MX-3 250	FRT
1 thru				
5	420 291 682	Crankcase Assembly.....	1	4.0
N 3	420 960 767	Ring, Crankcase, Magneto Side (For Crankcase Execution With Ring on Magneto Side Only).....	1	3.0
4	420 260 400	Ring, Crankcase, Clutch Side.....	1	3.0
5	420 949 900	Dowel, Locating.....	2	-
6	420 230 530	O'Ring.....	2	-
N 7	420 230 390	Seal, Magneto Side.....	1	1.7
8	420 230 421	Seal, Transmission Main Shaft.....	1	1.7
9	420 232 630	Ball Bearing 6203.....	2	3.0
10	420 232 640	Ball Bearing 6204.....	2	3.0
11	420 945 751	Lockwasher 6 mm.....	13	-
12	420 241 870	Screw, Allen Head M6 X 70.....	5	-
13	420 241 820	Screw, Allen Head M6 X 45.....	5	-
14	420 949 900	Dowel, Locating.....	5	-
15	420 241 920	Oil Filler Cap M18 X 1.5 (With Air Vent).....	1	0.1
16	420 247 240	Spacer, Chain Guard.....	3	-
17	420 297 330	Chain Guard (For Sprocket 13T 420 236 950).....	Opt	D.N.A.
	420 297 331	Chain Guard (For Sprocket 14T 420 236 951).....	1	0.1
	420 297 332	Chain Guard (For Sprocket 15T 420 236 952).....	Opt	D.N.A.
N 18	420 241 185	Screw, Hexagonal Head M6 X 25.....	3	-
N 19	420 291 655	Gasket Set.....	1	-
20	420 230 500	Gasket Ring, Index Plug.....	1	-
21	420 258 552	Plunger, Index.....	1	0.1
22	420 239 712	Spring, Index Plunger.....	1	-
23	420 241 787	Plug, Transmission, Index.....	1	0.1
24	420 650 040	Gasket Ring.....	2	-
25	420 241 781	Plug Magnetic Drain.....	1	0.1
26	420 950 141	Gasket Ring.....	1	-
27	420 940 580	Screw, Hexagonal Head M8 X 16 Crankcase Drain.....	1	-
28	420 230 425	Seal, Clutch Side.....	1	1.5
29	420 230 310	O'Ring, Disc Valve Cover.....	1	-
30-32	420 212 037	Disc Valve Cover Assembly.....	1	1.5
31	420 940 510	Screw, Countersunk Slotted Head M5 X 16.....	4	-
32	420 224 040	Diffuser Tube.....	1	0.4
33	420 230 260	O'Ring, Oil Injection Inlet Port...	1	-



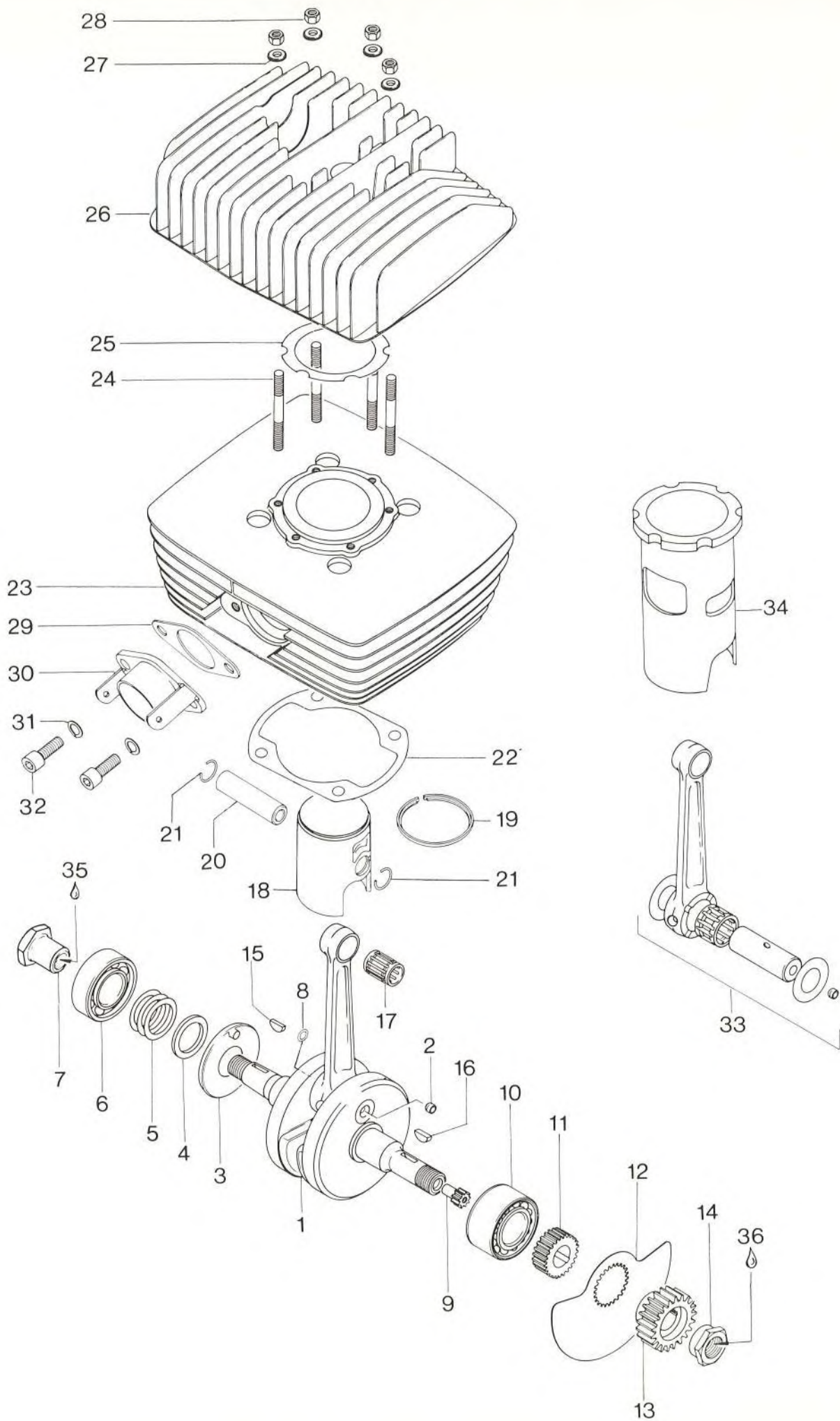
ITEM NO	PART NUMBER	DESCRIPTION	MX-3 250	FRT
34	420 267 741	Adapter, Carburetor.....	1	0.4
35	420 251 845	Hose Clamp, Carburetor Adaptor.....	1	-
36	420 251 820	Hose, Clamp, Carburetor.....	1	-
37	420 227 610	Shim 0.5 mm, Transmission Clutch Shaft Bearing.....	AR	-
	420 227 611	Shim 0.3 mm, Transmission Clutch Shaft Bearing.....	AR	-
	420 227 612	Shim 0.1 mm, Transmission Clutch Shaft Bearing.....	AR	-
38	420 227 520	Shim 0.5 mm, Transmission Main Shaft Bearing.....	AR	-
	420 227 521	Shim 0.3 mm, Transmission Main Shaft Bearing.....	AR	-
	420 227 522	Shim 0.1 mm, Transmission Main Shaft Bearing.....	AR	-
39	420 227 550	Retaining Plate, Transmission Bearings.....	1	0.7
40	420 940 315	Screw, Countersunk Slotted Head M5 X 12.....	5	-
41	420 241 775	Screw, Kick Starter Stop.....	1	0.1
42	420 840 620	Stud M8, Cylinder Base.....	4	-
N 43	734 003 018	Engine Complete Without: Electronic Box, Magneto Assembly, Carburetor & Levers.....	1	0.5
44	747 002 001	Crankcase Sealant (Black).....	AR	-
	747 002 000	Crankcase Sealant (Clear).....	AR	-
45	747 020 000	Lock N'Seal.....	AR	-
46	414 137 200	Tube, Air Vent 10" (254 mm).....	AR	-



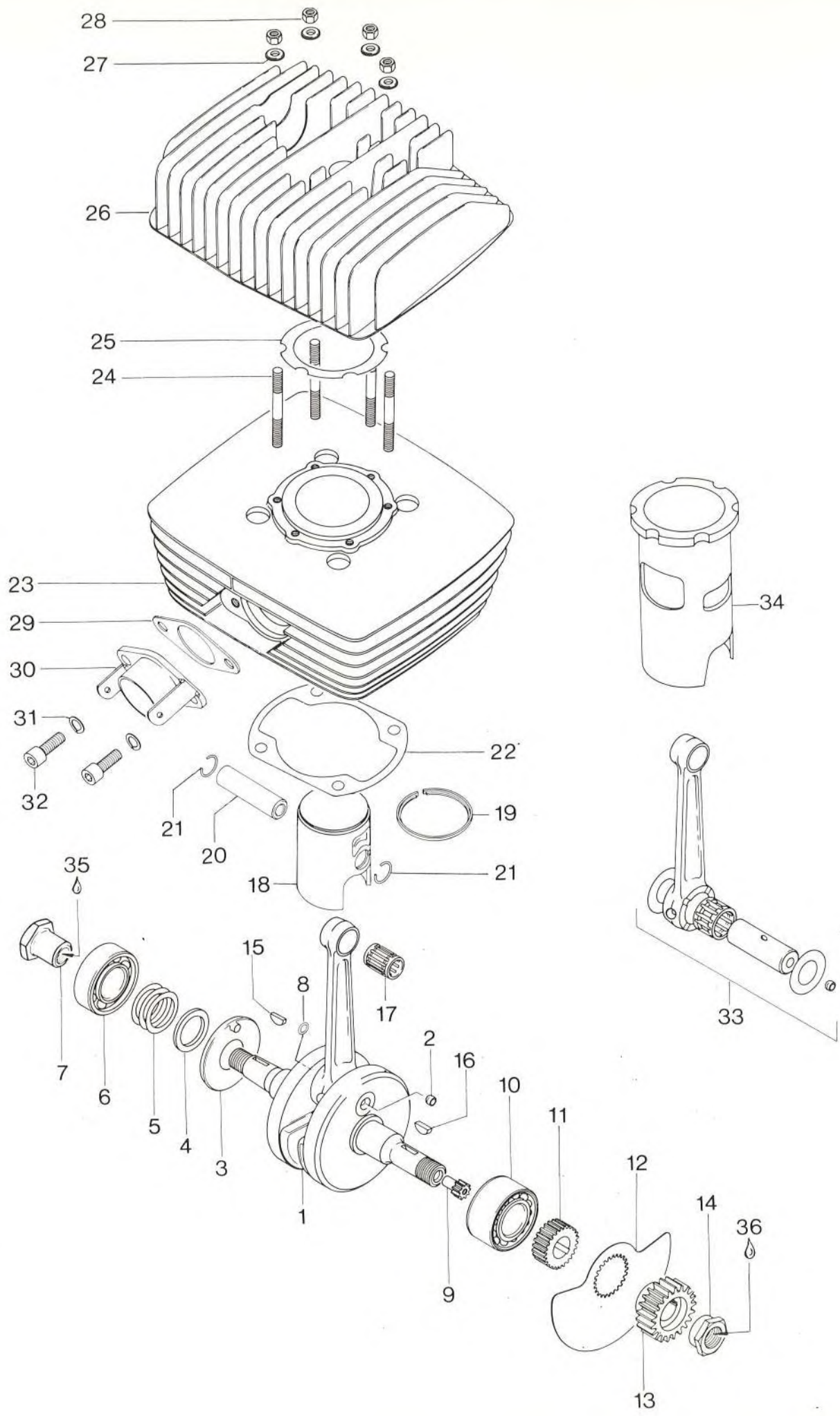
Crankshaft

Cylinder

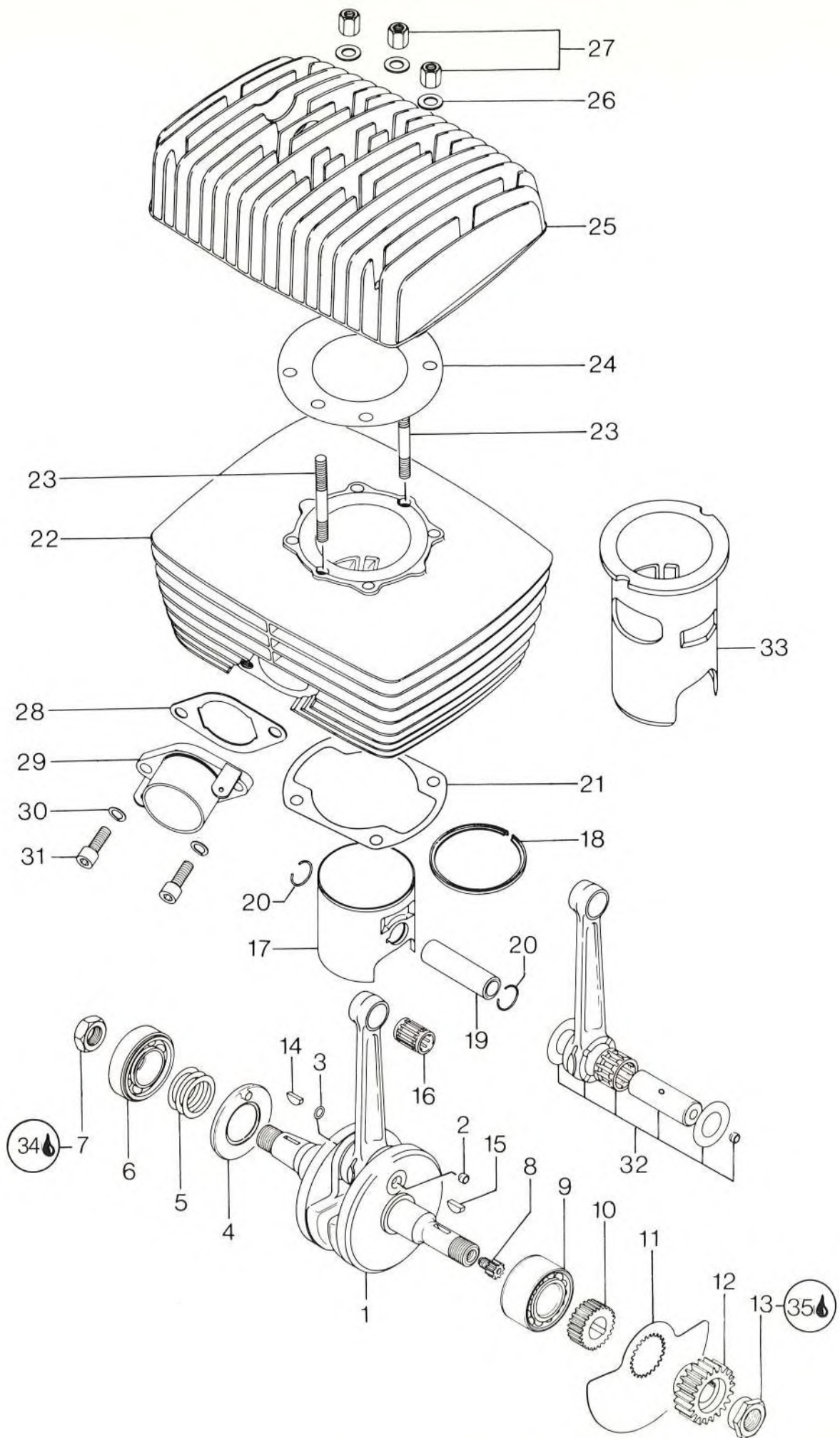
Piston



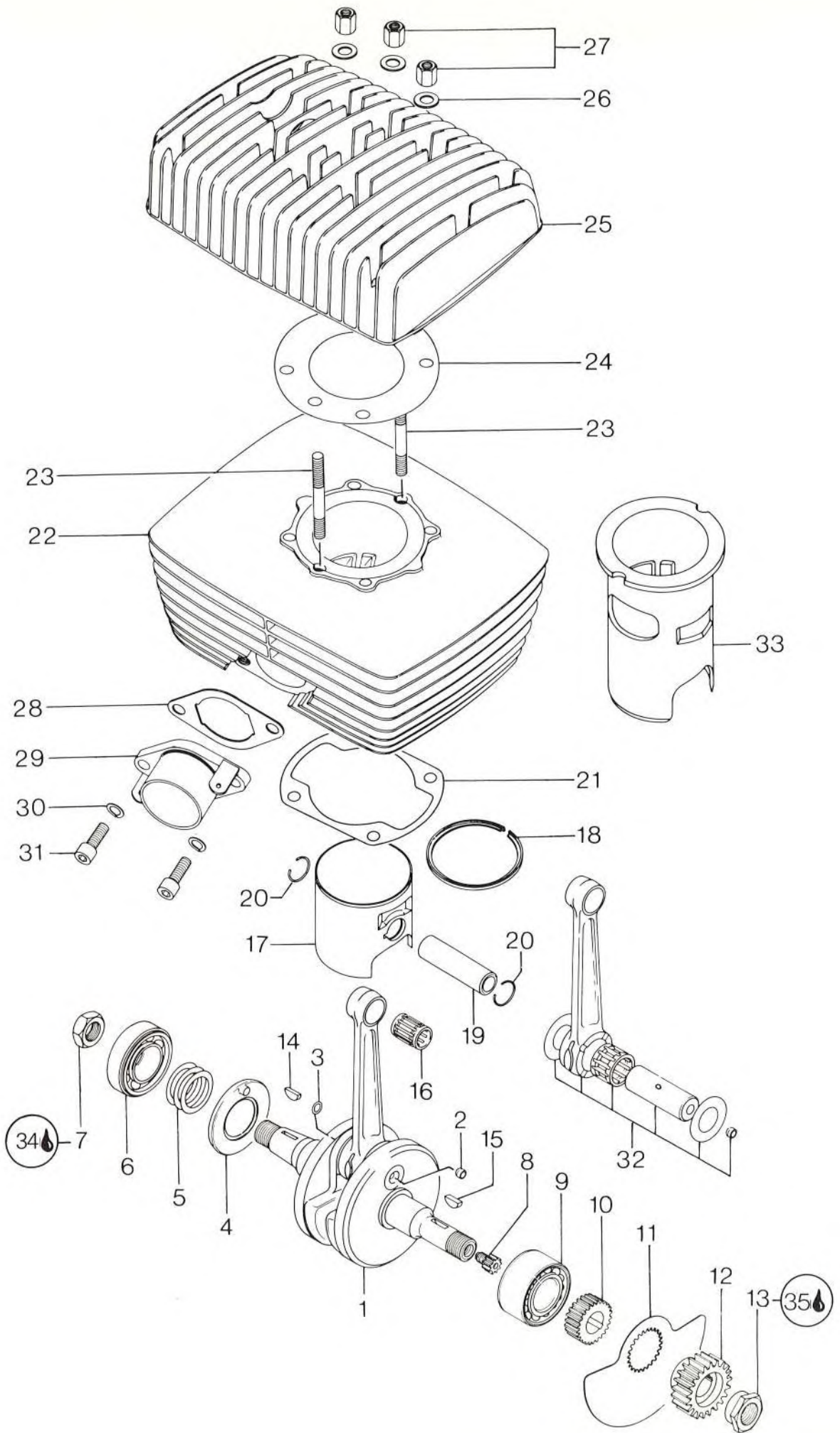
ITEM NO	PART NUMBER	DESCRIPTION	MX-3 175	FRT
1-2	420 291 518	Crankshaft Assembly.....	1	3.5
2	420 227 510	Filler Cap.....	1	0.1
3	420 224 025	Plate, Oil Guide.....	1	3.6
4	420 247 250	Spacer, Crankshaft, Magneto Side...	1	3.6
5	420 944 470	Shim 0.2 mm, Crankshaft, Magneto Side.....	AR	-
	420 944 471	Shim 0.3 mm, Crankshaft, Magneto Side.....	AR	-
	420 944 474	Shim 0.1 mm. Crankshaft, Magneto Side.....	AR	-
N 6	420 232 761	Ball Bearing 6205, Crankshaft, Magneto Side.....	1	3.6
7	420 242 630	Nut M16 X 1.5, Crankshaft, Magneto Side.....	1	0.1
8	420 230 530	O'Ring.....	1	0.1
9	420 234 922	Gear 9 Teeth, Oil Pump Pinion.....	1	0.4
10	420 232 750	Ball Bearing 3205, Double Row, Crankshaft, Clutch Side.....	1	3.6
11	420 247 290	Spacer, Disk Valve.....	1	1.5
12	420 224 105	Disk Valve.....	1	1.5
13	420 291 593	Drive Gear With Clutch Drum Assembly (Replace Only Drive Gear With Clutch Drum Assembly, See Also Clutch-Kick Start Page, Item 4).....	1	0.7
14	420 242 610	Nut M18 X 1.5, Crankshaft, Clutch Side.....	1	0.7
15	420 246 011	Key, Woodruff, Crankshaft, Magneto Side.....	1	-
16	420 246 570	Key, Woodruff, Crankshaft, Clutch Side.....	1	-
17	420 932 904	Needle Bearing, Piston Pin.....	1	0.7
N 18-19	420 291 735	Piston Assembly With Ring 62 Diameter, Standard.....	1	0.7
N	420 291 736	Piston Assembly With Ring 62.25 Diameter, 1st Oversize.....	1	D.N.A.
N	420 291 737	Piston Assembly With Ring 62.5 Diameter, 2nd Oversize.....	1	D.N.A.
N	420 291 738	Piston Assembly With ring 62.75 Diameter, 3rd Oversize.....	1	D.N.A.
N 19	420 215 125	L-Trapez Ring 62.0 Diameter, Standard.....	1	0.7
N	420 215 126	L-Trapez Ring 62.25 Diameter, 1st Oversize.....	1	D.N.A.



ITEM NO	PART NUMBER	DESCRIPTION	MX-3 175	FRT
N 19	420 215 127	L-Trapez Ring 62.5 Diameter, 2nd Oversize.....	1	D.N.A.
N	420 215 128	L-Trapez Ring 62.75 Diameter, 3rd Oversize.....	1	D.N.A.
N 20	420 916 135	Piston Pin.....	1	0.7
21	420 945 735	Circlip, Piston Pin.....	2	0.7
22	420 230 552	Gasket, Cylinder Base.....	1	0.6
N 23	420 213 827	Cylinder With Sleeve Assembly.....	1	0.6
24	420 241 890	Stud M7 X 33.5, Cylinder Head.....	6	0.5
25	420 230 365	Shim, Cylinder Head.....	AR	-
26	420 213 622	Cylinder Head.....	1	0.5
27	420 227 570	Washer 7.4, Cylinder Head Nut.....	6	-
28	420 242 590	Hexagonal Nut M7, Cylinder Head....	6	-
29	420 230 660	Gasket, Exhaust Socket.....	1	0.5
30	420 273 725	Exhaust Socket Assembly.....	1	0.5
31	420 945 752	Lock Washer 8	2	-
32	420 240 080	Cylinder Screw M8 X 25, Exhaust Socket.....	2	-
33	420 291 519	Crankshaft Repair Kit.....	1	D.N.A.
N 34	420 213 837	Cylinder Sleeve.....	1	D.N.A.
35	416 0016 00	Lock N'Seal.....	AR	-
36	747 020 000	Lock N'Seal.....	AR	-



ITEM NO	PART NUMBER	DESCRIPTION	MX-3 250	FRT
1-2	420 291 690	Crankshaft Assembly.....	1	3.5
2	420 227 510	Filler Cap.....	1	0.1
3	420 230 530	O'Ring.....	1	0.1
4	420 224 027	Plate, Oil Guide.....	1	3.6
5	420 944 582	Shim 0.3 mm, Crankshaft, Magneto Side.....	AR	-
	420 944 583	Shim 0.1 mm, Crankshaft, Magneto Side.....	AR	-
	420 944 586	Shim 0.2 mm. Crankshaft, Magneto Side.....	AR	-
6	420 232 780	Ball Bearing 6206, Crankshaft, Magneto Side.....	1	3.6
7	420 242 570	Hexagonal Nut M16 X 1.5, Crankshaft, Magneto Side.....	1	0.1
8	420 234 922	Gear 9 Teeth, Oil Pump Pinion.....	1	0.4
9	420 232 750	Ball Bearing 3205, Double Row, Crankshaft, Clutch Side.....	1	3.6
10	420 247 290	Spacer, Disc Valve.....	1	1.5
11	420 224 105	Disc Valve.....	1	1.5
12	420 291 598	Drive Gear With Clutch Drum Assembly (Replace Only Drive Gear With Clutch Drum Assembly, See Also Clutch-Kick Start Page, Item 4)....	1	0.7
13	420 242 610	Nut M18 X 1.5, Crankshaft, Clutch Side.....	1	0.7
14	420 246 011	Key, Woodruff, Crankshaft, Magneto Side.....	1	-
15	420 246 570	Key, Woodruff, Crankshaft, Clutch Side.....	1	-
16	420 932 904	Needle Bearing, Piston Pin.....	1	0.7
17-18	420 291 700	Piston Assembly, With Rings 74.0 Diameter, Standard.....	1	0.7
N	420 291 811	Piston Assembly, With Rings 74.25 Diameter, 1st Oversize.....	1	D.N.A.
	420 291 702	Piston Assembly, With Rings 74.5 Diameter, 2nd Oversize.....	1	D.N.A.
	420 291 703	Piston Assembly, With Rings 74.75 Diameter, 3rd Oversize.....	1	D.N.A.
18	420 215 145	L-Trapez Ring 74.0 Diameter, Standard.....	1	0.7
N	420 215 221	L-Trapez Ring 74.25 Diameter, 1st Oversize.....	1	D.N.A.
	420 215 147	L-Trapez Ring 74.5 Diameter, 2nd Oversize.....	1	D.N.A.

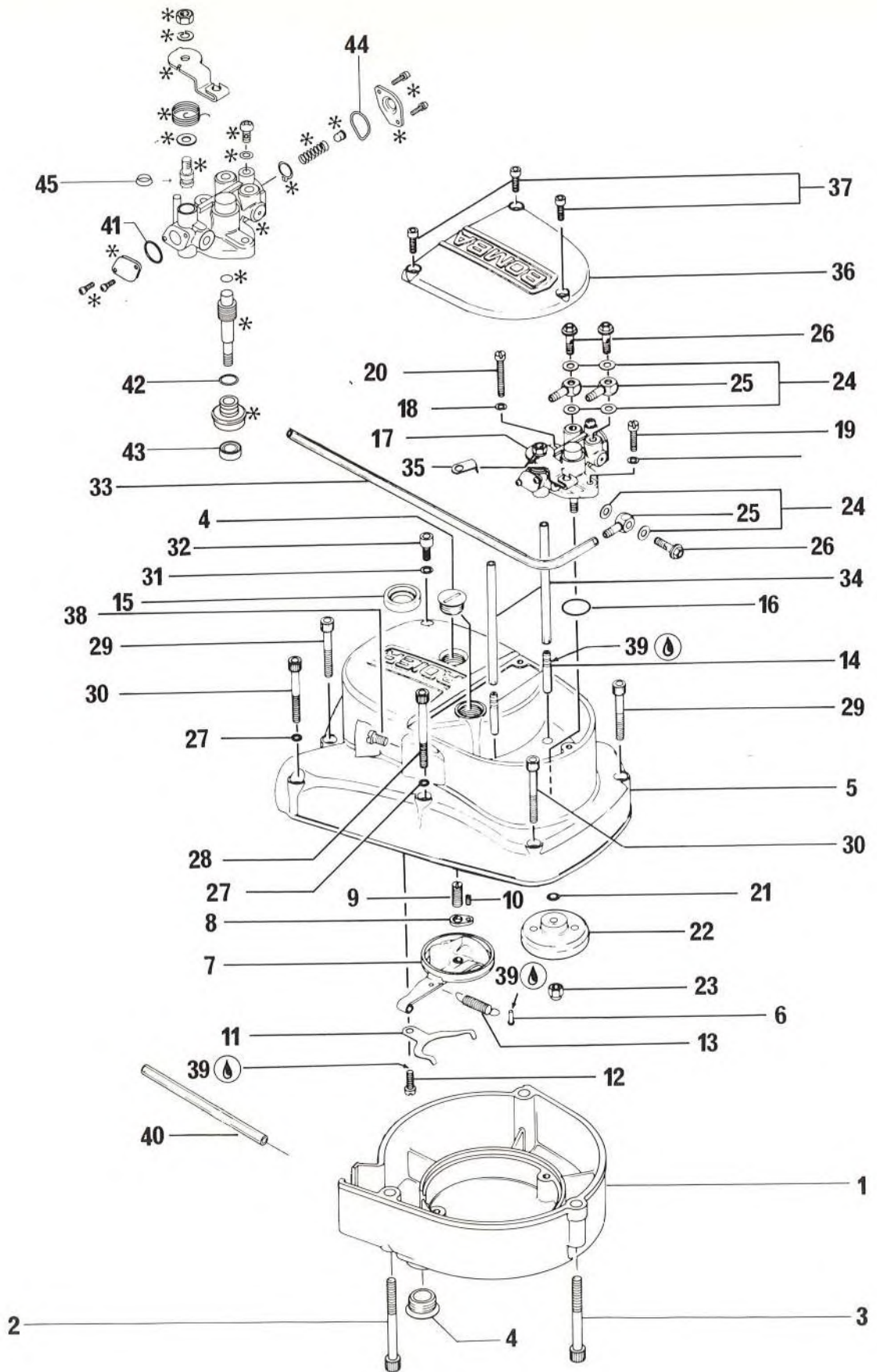


ITEM NO	PART NUMBER	DESCRIPTION	MX-3 250	FRT
18	420 215 148	L-Trapez Ring 74.75 Diameter, 3rd Oversize.....	1	D.N.A.
19	420 916 185	Piston Pin.....	1	0.7
20	420 945 735	Circlip, Piston Pin.....	2	0.7
21	420 230 552	Gasket, Cylinder Base.....	1	0.6
22	420 213 805	Cylinder With Sleeve Assembly.....	1	0.6
23	420 840 610	Stud M8 X 49, Cylinder Head.....	2	0.5
24	420 230 560	Shim, Cylinder Head.....	AR	-
25	420 213 715	Cylinder Head, Standard.....	1	0.5
26	420 250 311	Washer 8.4 mm, Cylinder Head Nut...	6	-
27	420 842 130	Hexagonal Nut M8, Cylinder Head....	6	-
28	420 830 270	Gasket, Exhaust Socket.....	1	0.5
29	420 273 698	Exhaust Socket Assembly.....	1	0.5
30	420 945 752	Lockwasher 8 mm	2	-
31	420 240 080	Cylinder Screw M8 X 25, Exhaust Socket.....	2	-
32	420 291 499	Crankshaft Repair Kit.....	1	D.N.A.
33	420 213 790	Cylinder Sleeve.....	1	D.N.A.
34	416 0016 00	Lock N'Seal.....	AR	-
35	747 020 000	Lock N'Seal.....	AR	-

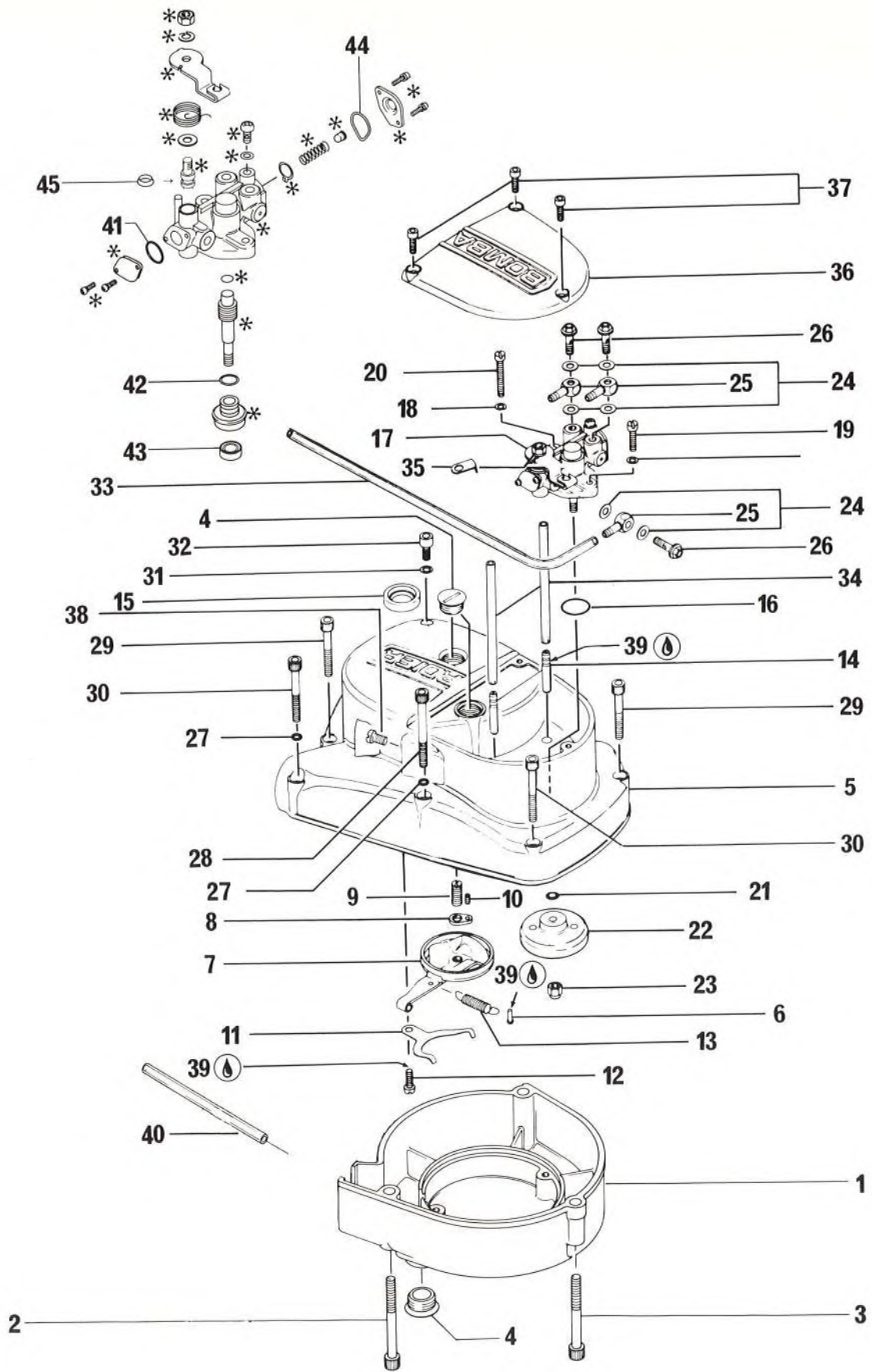
NOTES

Lined paper for notes with 25 horizontal lines. The lines are evenly spaced and extend across the width of the page. There are three binder holes punched along the right edge of the paper.

**Magneto, Clutch
and Oil Pump Covers.**

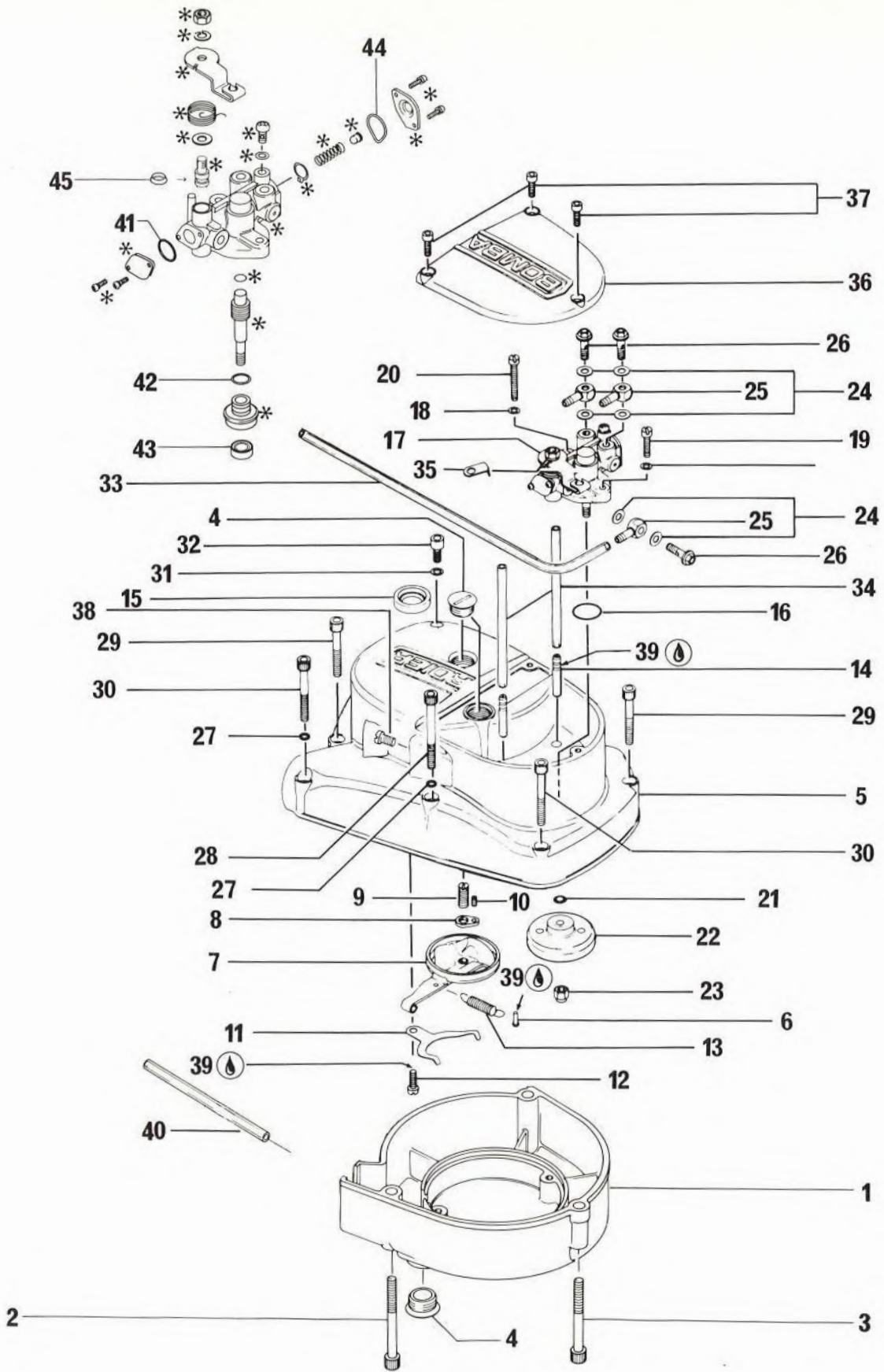


ITEM NO	PART NUMBER	DESCRIPTION	MX-3 175	FRT
1	420 212 155	Magneto Cover.....	1	0.7
2	420 241 761	Cylinder Screw M6 X 50.....	2	-
3	420 241 821	Cylinder Screw M6 X 45.....	1	-
4	420 241 800	Plug, Adjustment.....	3	-
5,6,14	420 212 102	Clutch Cover Assembly.....	1	0.4
6	420 949 030	Drive Pin 3 X 8.....	1	-
7	420 259 619	Cam Assembly, Clutch Release.....	1	0.5
8	420 259 630	Plate, Clutch Adjustment Locking...	1	0.5
9	420 241 791	Screw M8 X 15, Clutch Adjustment...	1	-
10	420 241 795	Screw M4 X 6, Clutch Adjustment....	1	-
11	420 239 660	Spring, Clutch Cam Retaining.....	1	0.5
12	420 240 560	Screw, Slotted Head M5 X 12.....	1	-
13	420 239 630	Spring, Clutch Cam Return.....	1	0.5
14	420 256 040	Valve Assembly Oil Pump Check.....	2	0.4
15	420 230 355	Seal, Kick Start Shaft.....	1	-
16	420 230 370	O'Ring, Oil Pump Mounting Flange...	1	-
17	420 291 432	Oil Pump Assembly.....	1	0.5
18	420 945 750	Lockwasher 5 mm.....	2	-
19	420 240 760	Screw, Slotted Head M5 X 16.....	1	-
20	420 240 975	Screw, Slotted Head M5 X 28.....	1	-
21	420 927 945	Washer 6.2 mm.....	1	-
22	420 234 932	Gear, Oil Pump, 34T.....	1	0.4
23	420 842 040	Hexagonal Nut M6, Oil Pump Gear....	1	0.2
24	420 227 500	Gasket, Oil Banjo.....	6	0.2
25	420 256 020	Banjo.....	3	0.3
26	420 241 830	Bolt, Banjo.....	3	0.2
27	420 830 890	Gasket, Clutch Cover Screw.....	2	-
28	420 241 761	Screw, Allen Head, M6 X 50.....	1	-
29	420 241 811	Screw, Allen Head, M6 X 35.....	4	-
30	420 241 816	Screw, Allen Head, M6 X 40.....	3	-
31	420 830 890	Gasket, Oil Level Plug.....	1	-
32	420 840 370	Plug, Oil Level.....	1	-
N 33		Oil Line (See Frame Page, No 33-34)	1	0.3
34	420 256 031	Oil Line 90 mm.....	2	0.3
35	420 256 100	Oil Pump Fixation.....	1	-
36	420 212 065	Oil Pump Cover.....	1	0.1
37	420 241 841	Screw, Allen Head, M5 X 12.....	3	-
N 38	420 941 991	Cylinder Screw M6 X 10	1	-
N 39	416 001 600	Lock N'Seal.....	AR	-
N 40	414 1372 00	Tube, Air Vent 10" (254 mm).....	AR	-

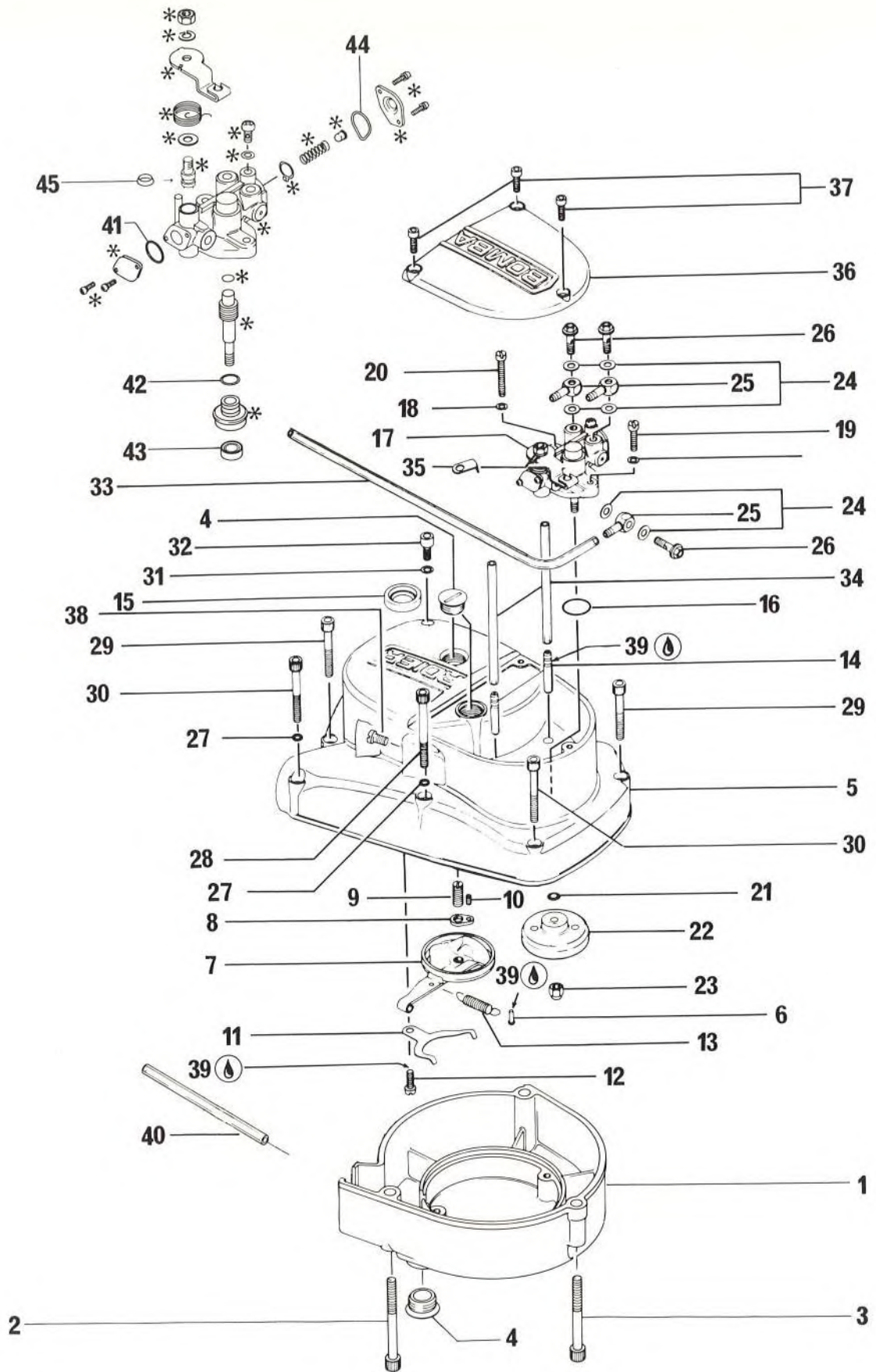


ITEM NO	PART NUMBER	DESCRIPTION	MX-3 175	FRT
N 41	420 230 451	O'Ring, Oil Pump.....	1	-
N 42	420 230 461	O'Ring, Oil Pump.....	1	-
N 43	420 230 480	Oil Seal, Oil Pump.....	1	-
N 44	420 230 470	O'Ring, Oil Pump.....	1	-
N 45	420 230 490	X-Ring, Oil Pump.....	1	-

Parts in Illustration Marked With *
Are Not Available As Spare Parts



ITEM NO	PART NUMBER	DESCRIPTION	MX-3 250	FRT
1	420 212 150	Magneto Cover.....	1	0.7
2	420 241 761	Cylinder Screw M6 X 50.....	2	-
3	420 241 821	Cylinder Screw M6 X 45.....	1	-
4	420 241 800	Plug, Adjustment.....	3	-
5,6,14	420 212 102	Clutch Cover Assembly.....	1	0.4
6	420 949 030	Drive Pin 3 X 8.....	1	-
7	420 259 619	Cam Assembly, Clutch Release.....	1	0.5
8	420 259 630	Plate, Clutch Adjustment Locking...	1	0.5
9	420 241 791	Screw M8 X 15, Clutch Adjustment...	1	-
10	420 241 795	Screw M4 X 6, Clutch Adjustment....	1	-
11	420 239 660	Spring, Clutch Cam Retaining.....	1	0.5
12	420 240 560	Screw, Slotted Head M5 X 12.....	1	-
13	420 239 630	Spring, Clutch Cam Return.....	1	0.5
14	420 256 040	Valve Assembly Oil Pump Check.....	2	0.4
15	420 230 355	Seal, Kick Start Shaft.....	1	-
16	420 230 370	O'Ring, Oil Pump Mounting Flange...	1	-
17	420 291 433	Oil Pump Assembly.....	1	0.5
18	420 945 750	Lockwasher 5 mm.....	2	-
19	420 240 760	Screw, Slotted Head M5 X 16.....	1	-
20	420 240 975	Screw, Slotted Head M5 X 28.....	1	-
21	420 927 945	Washer 6.2 mm.....	1	-
22	420 234 932	Gear, Oil Pump, 34T.....	1	0.4
23	420 842 040	Hexagonal Nut M6, Oil Pump Gear....	1	0.2
24	420 227 500	Gasket, Oil Banjo.....	6	0.2
25	420 256 020	Banjo.....	3	0.3
26	420 241 830	Bolt, Banjo.....	3	0.2
27	420 830 890	Gasket, Clutch Cover Screw.....	2	-
28	420 241 761	Screw, Allen Head, M6 X 50.....	1	-
29	420 241 811	Screw, Allen Head, M6 X 35.....	4	-
30	420 241 816	Screw, Allen Head, M6 X 40.....	3	-
31	420 830 890	Gasket, Oil Level Plug.....	1	-
32	420 840 370	Plug, Oil Level.....	1	-
N 33		Oil Line (See Frame Page, No 33-34)	1	0.3
34	420 256 031	Oil Line 90 mm.....	2	0.3
35	420 256 100	Oil Pump Fixation.....	1	-
36	420 212 065	Oil Pump Cover.....	1	0.1
37	420 241 841	Screw, Allen Head, M5 X 12.....	3	-
38	420 941 991	Cylinder Screw M6 X 10	1	-
39	416 001 600	Lock N'Seal.....	AR	-
N 40	414 1372 00	Tube, Air Vent 10" (254 mm).....	AR	-

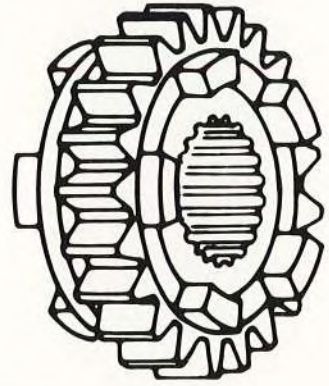



ITEM NO	PART NUMBER	DESCRIPTION	MX-3 250	FRT
N 41	420 230 451	O'Ring, Oil Pump.....	1	-
N 42	420 230 461	O'Ring, Oil Pump.....	1	-
N 43	420 230 480	Oil Seal, Oil Pump.....	1	-
N 44	420 230 470	O'Ring, Oil Pump.....	1	-
N 45	420 230 490	X-Ring, Oil Pump.....	1	-

Parts in Illustration Marked With *
Are Not Available As Spare Parts

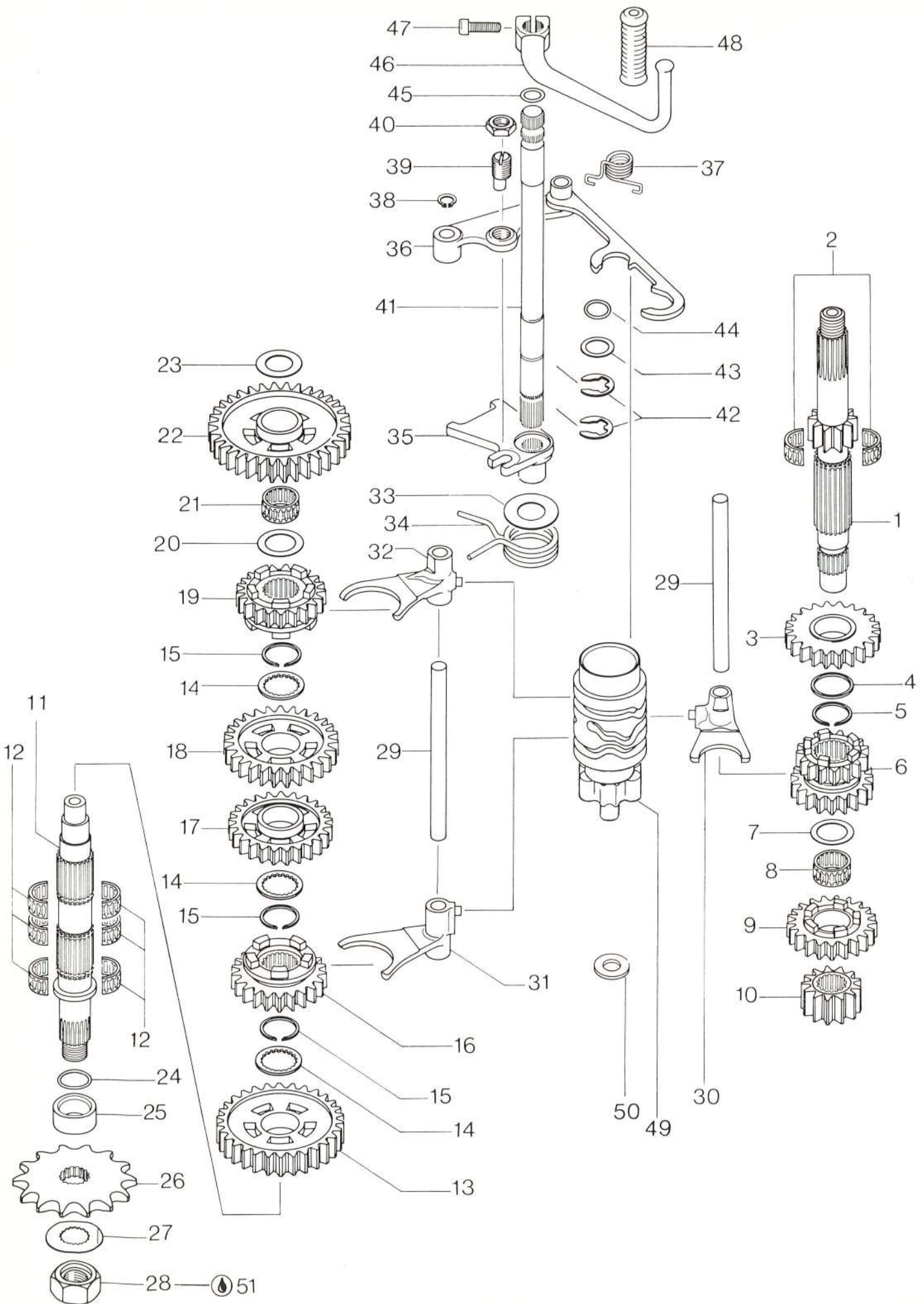


GEAR BOX

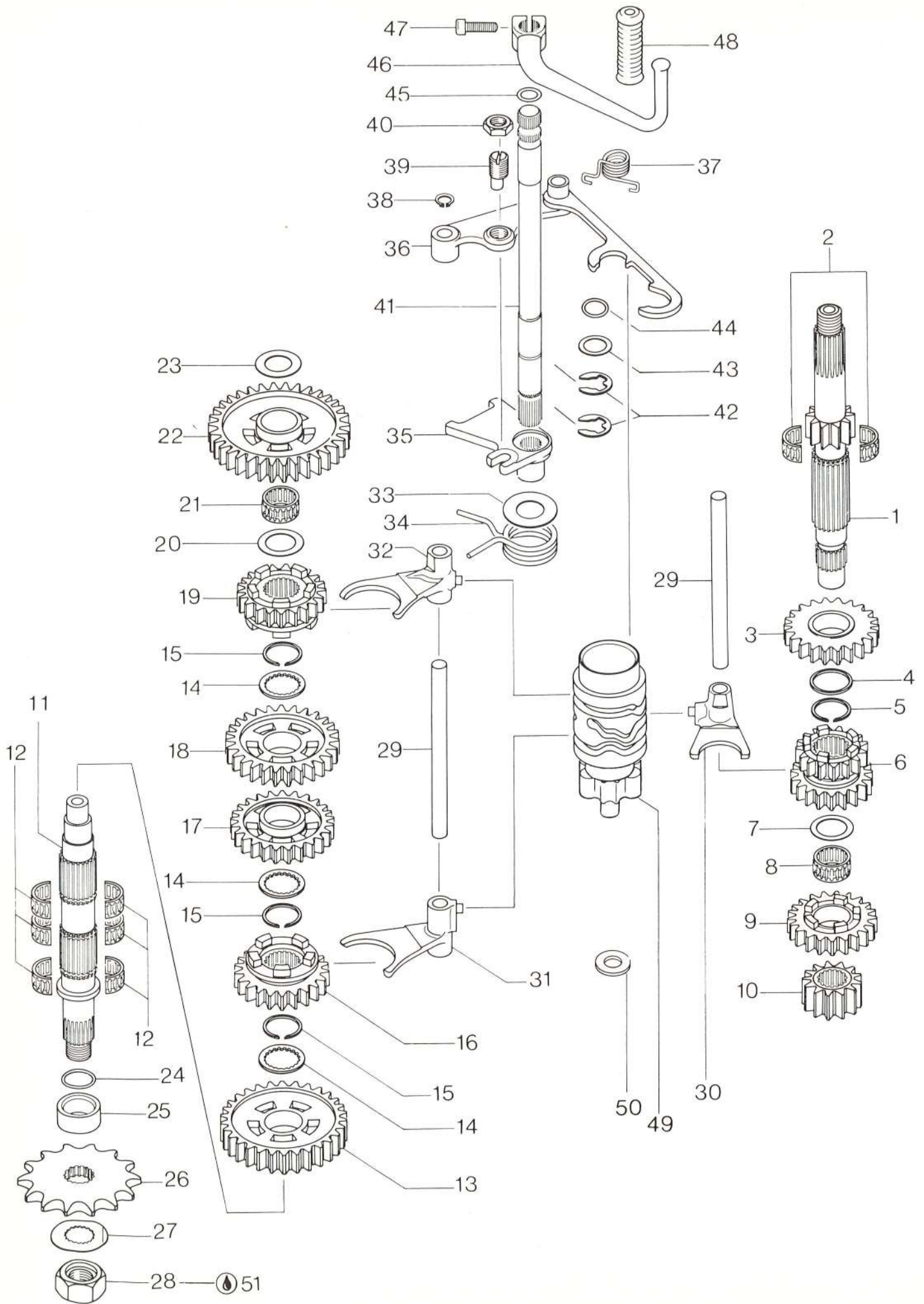




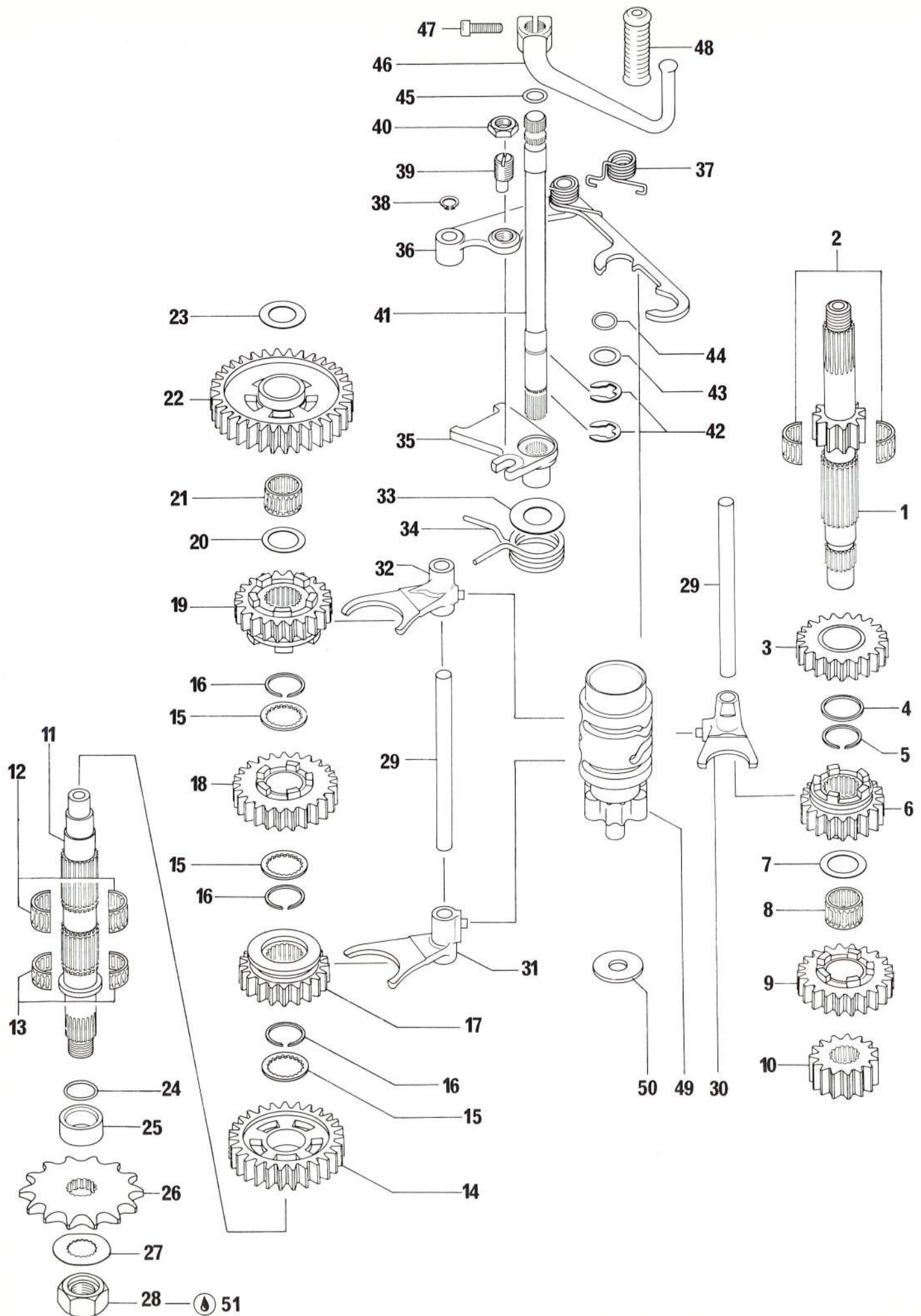
Transmission



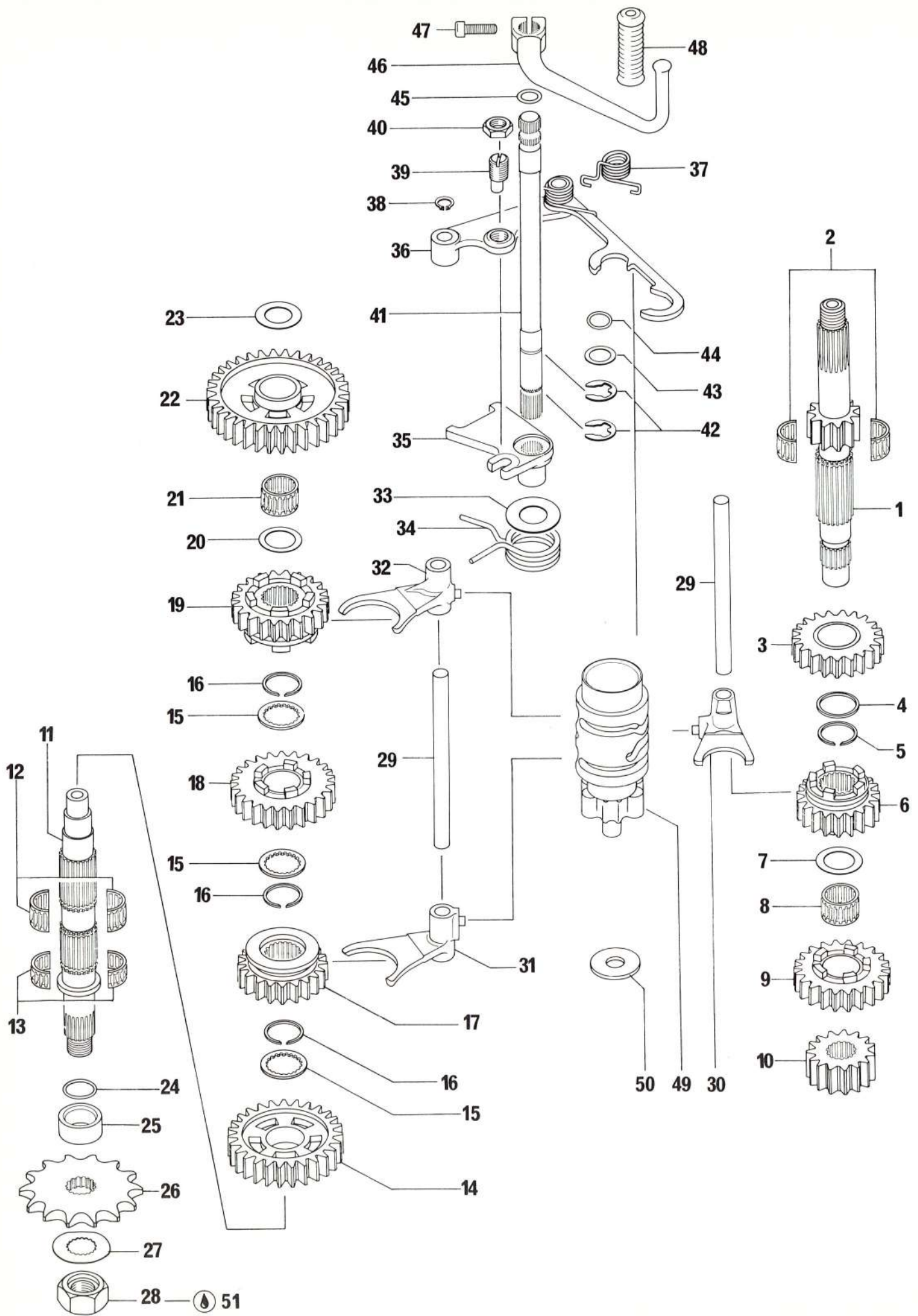
ITEM NO	PART NUMBER	DESCRIPTION	MX-3 175	FRT
1	420 237 465	Clutch Shaft, 12 Teeth.....	1	3.2
2	420 232 665	Needle Bearing Assembly, Clutch Shaft.....	1	-
3	420 234 885	Gear 6th, Clutch Shaft, 22 Teeth...	1	3.2
4	420 227 470	Thrust Washer, Clutch Shaft.....	1	-
5	420 245 340	Snapping, Clutch Shaft.....	1	-
6	420 234 970	Gear 3rd/4th, Clutch Shaft, 17/19 Teeth.....	1	3.2
7	420 227 440	Thrust Washer, Clutch Shaft.....	1	-
8	420 232 660	Needle Bearing 20, Clutch Shaft....	1	-
9	420 234 865	Gear 5th, Clutch Shaft, 21 Teeth...	1	3.2
10	420 234 955	Gear 2nd, Clutch Shaft, 14 Teeth...	1	3.2
11	420 237 415	Main Shaft.....	1	3.2
12	420 232 740	Needle Bearing 21, Main Shaft.....	3	-
13	420 234 965	Gear 2nd, Main Shaft, 29 Teeth.....	1	3.2
14	420 227 460	Thrust Washer, Main Shaft.....	3	-
15	420 245 340	Snapping, Main Shaft.....	3	-
16	420 234 877	Gear 5th, Main Shaft, 23 Teeth.....	1	3.2
N 17	420 234 856	Gear 4th, Main Shaft, 25 Teeth.....	1	3.2
18	420 234 980	Gear 3rd, Main Shaft, 27 Teeth.....	1	3.2
19	420 234 897	Gear 6th, Main Shaft, 21 Teeth.....	1	3.2
N 20	420 944 468	Thrust Washer, Main Shaft.....	1	-
21	420 232 660	Needle Bearing 20, Main Shaft.....	1	-
22	420 234 945	Gear 1st, Main Shaft, 32 Teeth.....	1	3.2
23	420 227 430	Thrust Washer, Main Shaft.....	1	-
24	420 230 400	O'Ring, Main Shaft.....	1	-
25	420 247 225	Spacer, Sprocket.....	1	0.2
26	420 236 950	Sprocket 13 Teeth.....	1	0.2
	420 236 951	Sprocket 14 Teeth.....	Opt	D.N.A.
	420 236 952	Sprocket 15 Teeth.....	Opt	D.N.A.
27	420 245 320	Washer, Main Shaft Locking.....	1	0.2
28	420 242 600	Hexagonal Nut M16 X 1.5, Main Shaft	1	-
29	420 258 540	Pin, Shift Fork Guide.....	2	3.0
N 30	420 258 695	Fork, Shifting 5-6	1	3.2
N 31	420 258 685	Fork, Shifting 2-4	1	3.2
N 32	420 258 675	Fork, Shifting 1-3	1	3.2
33	420 427 070	Thrust Washer, Transmission Actu- ating Lever.....	1	-
34	420 239 640	Spring, Transmission Actuating Lever.....	1	3.2
35	420 258 575	Lever, Transmission Actuating.....	1	3.2
36	420 258 645	Pawl Assembly.....	1	3.2
37	420 239 650	Spring, Pawl.....	1	3.2



ITEM NO	PART NUMBER	DESCRIPTION	MX-3 175	FRT
38	420 245 330	Snpring 10 X 1	1	-
39	420 241 805	Screw, Pawl Positioning.....	1	3.2
40	420 242 270	Hexagonal Nut M12 X 1, Pawl Positioning Locking.....	1	-
41	420 237 436	Shift Shaft.....	1	3.2
42	420 945 790	Retaining Ring, Shift Shaft.....	2	3.2
43	420 944 851	Thrust Washer, Shift Shaft.....	1	-
44	420 230 451	O'Ring, Shift Shaft.....	1	-
45	420 430 110	O'Ring, Shift Shaft.....	1	-
46	420 248 781	Shift Lever.....	1	0.1
47	420 241 930	Screw, Allen Head M6 X 20	1	-
48	420 260 200	Rubber, Shift Lever.....	1	0.1
N 49	420 258 655	Shift Drum Assembly.....	1	3.2
50	420 827 265	Washer, Shift Drum.....	1	-
51	747 020 000	Lock N'Seal.....	AR	-



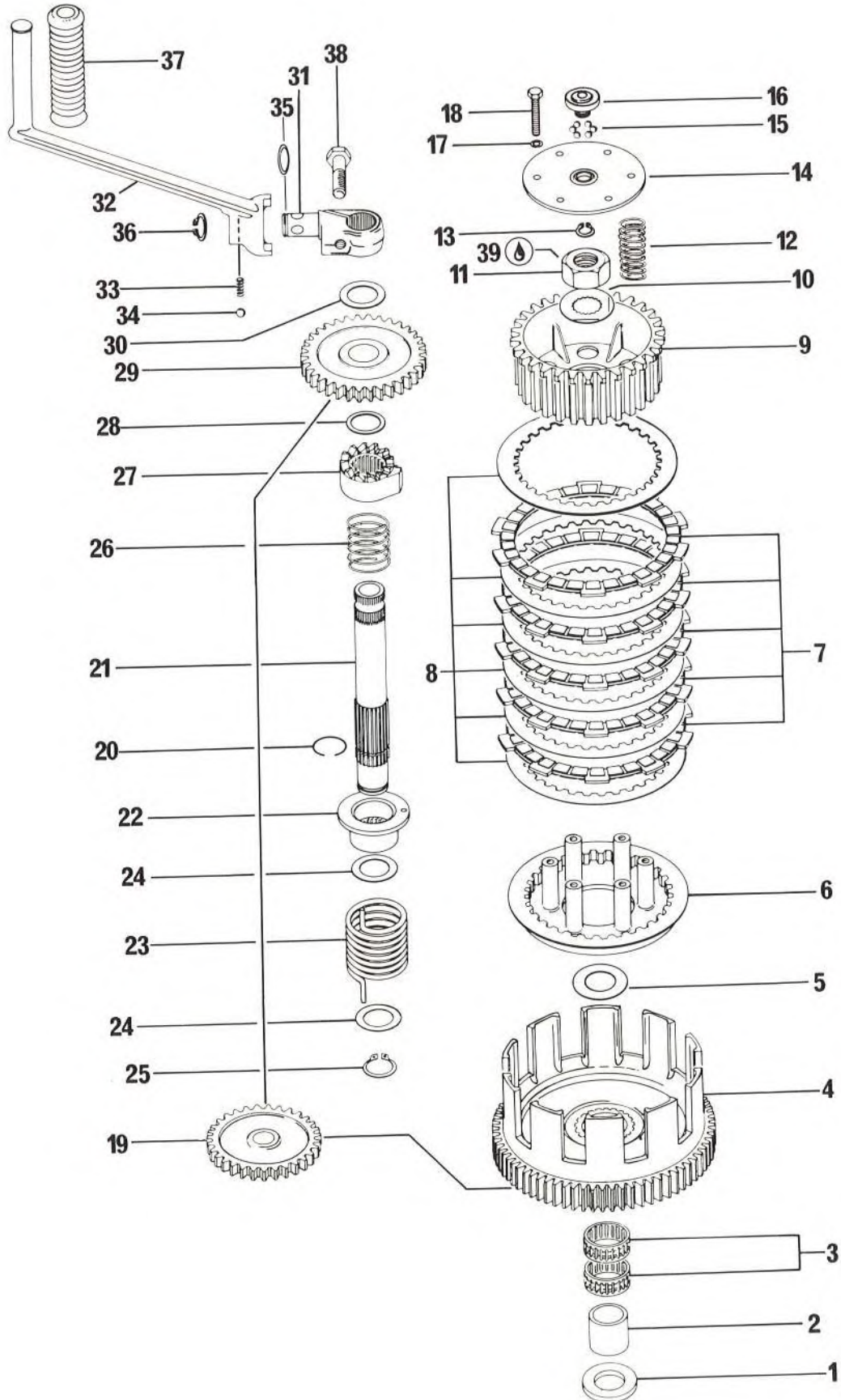
ITEM NO	PART NUMBER	DESCRIPTION	MX-3 250	FRT
1	420 237 470	Clutch Shaft, 13 Teeth.....	1	3.2
2	420 232 795	Needle Bearing Assembly, Clutch Shaft.....	1	-
3	420 235 080	Gear 4th, Clutch Shaft, 21 Teeth...	1	3.2
4	420 227 475	Thrust Washer, Clutch Shaft.....	1	-
5	420 245 340	Snapping, Clutch Shaft.....	1	-
6	420 235 060	Gear 3rd, Clutch Shaft, 18 Teeth...	1	3.2
7	420 227 440	Thrust Washer, Clutch Shaft.....	1	-
8	420 232 790	Needle Bearing, Clutch Shaft.....	1	-
9	420 235 100	Gear 5th, Clutch Shaft, 23 Teeth...	1	3.2
10	420 235 140	Gear 2nd, Clutch Shaft, 16 Teeth...	1	3.2
11	420 237 450	Main Shaft.....	1	3.2
12	420 232 800	Needle Bearing, Main Shaft.....	1	-
13	420 232 740	Needle Bearing, Main Shaft.....	1	-
14	420 235 150	Gear 2nd, Main Shaft, 28 Teeth.....	1	3.2
15	420 227 465	Thrust Washer, Main Shaft.....	3	-
16	420 245 340	Snapping, Main Shaft.....	3	-
17	420 235 110	Gear 5th, Main Shaft, 21 Teeth.....	1	3.2
18	420 235 070	Gear 3rd, Main Shaft, 25 Teeth.....	1	3.2
19	420 235 090	Gear 4th, Main Shaft, 23 Teeth.....	1	3.2
N 20	420 944 468	Thrust Washer, Main Shaft.....	1	-
21	420 232 790	Needle Bearing, Main Shaft.....	1	-
22	420 235 130	Gear 1st, Main Shaft, 31 Teeth.....	1	3.2
23	420 227 430	Thrust Washer, Main Shaft.....	1	-
24	420 230 400	O'Ring, Main Shaft.....	1	-
25	420 247 225	Spacer, Sprocket.....	1	0.2
26	420 236 952	Sprocket, 15 Teeth (Used With Chain Guard 420 297 332).....	Opt	D.N.A.
	420 236 951	Sprocket, 14 Teeth (Used With Chain Guard 420 297 331).....	1	0.2
	420 236 950	Sprocket, 13 Teeth (Used With Chain Guard 420 297 330).....	Opt	D.N.A.
27	420 245 320	Washer, Main Shaft Locking.....	1	0.2
28	420 242 600	Hexagonal Nut M16 X 1.5, Main Shaft	1	-
29	420 258 540	Pin, Shift Fork Guide.....	2	3.0
30	420 258 600	Fork, Shifting 4-5	1	3.2
31	420 258 590	Fork, Shifting 2	1	3.2
32	420 258 580	Fork, Shifting 1-3	1	3.2
33	420 427 070	Thrust Washer, Transmission Actuating Lever.....	1	-
34	420 239 640	Spring, Transmission Actuating Lever	1	3.2
35	420 258 575	Lever, Transmission Actuating.....	1	3.2



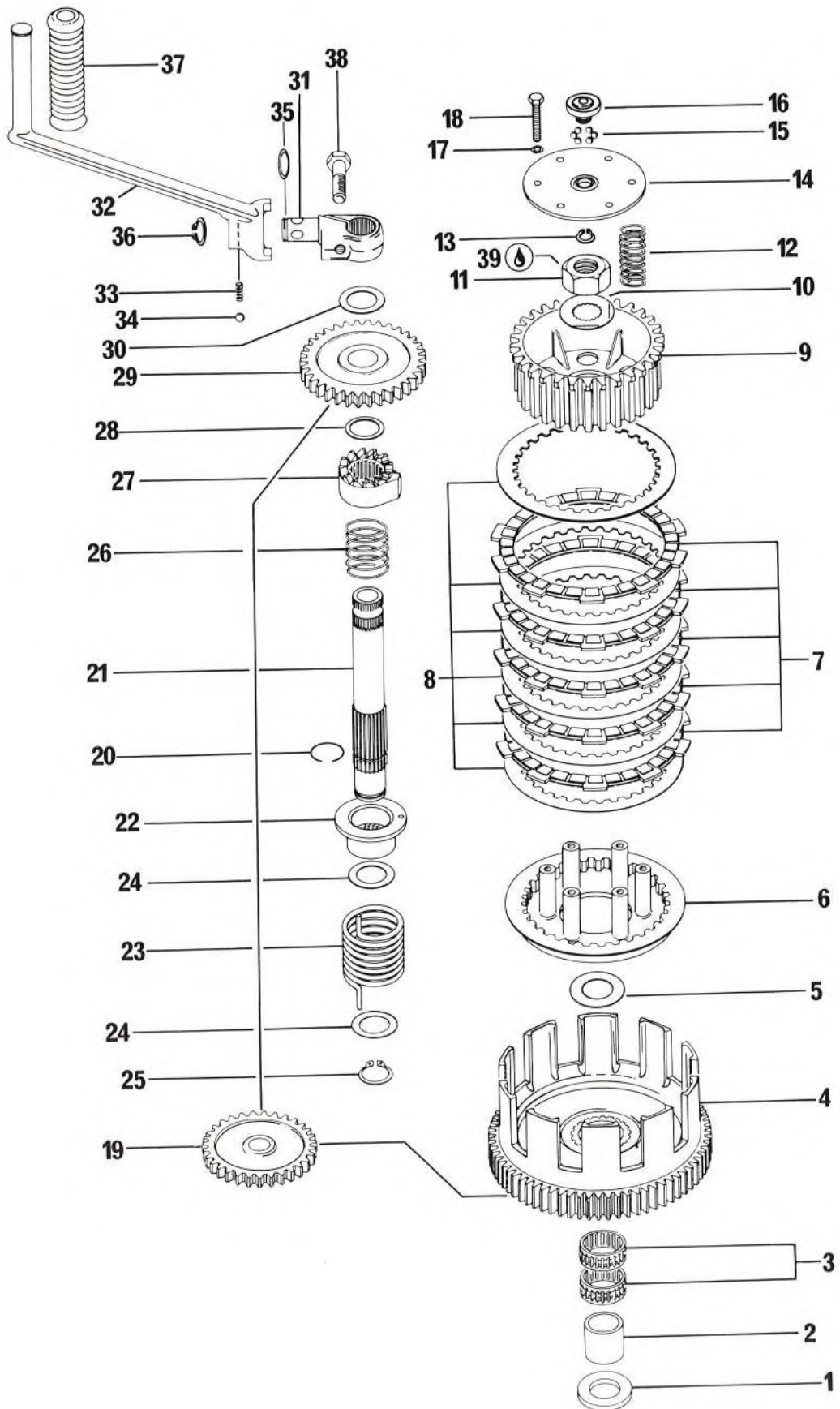
ITEM NO	PART NUMBER	DESCRIPTION	MX-3 250	FRT
N 36	420 258 645	Pawl Assembly.....	1	3.2
37	420 239 650	Spring, Pawl.....	1	3.2
38	420 245 330	Snapping 10 X 1	1	-
39	420 241 805	Screw, Pawl Positioning.....	1	3.2
40	420 242 270	Hexagonal Nut M12 X 1, Pawl Positioning Locking.....	1	-
41	420 237 436	Shift Shaft.....	1	3.2
42	420 945 790	Retaining Ring, Shift Shaft.....	2	3.2
43	420 944 851	Thrust Washer, Shift Shaft.....	1	-
44	420 230 451	O'Ring, Shift Shaft.....	1	-
45	320 430 110	O'Ring, Shift Shaft.....	1	-
46	420 248 781	Shift Lever.....	1	0.1
47	420 241 930	Screw, Allen Head M6 X 20	1	-
48	420 260 200	Rubber, Shift Lever.....	1	0.1
N 49	420 258 665	Shift Drum Assembly.....	1	3.2
50	420 827 265	Washer, Shift Drum.....	1	-
51	747 020 000	Lock N'Seal.....	AR	-



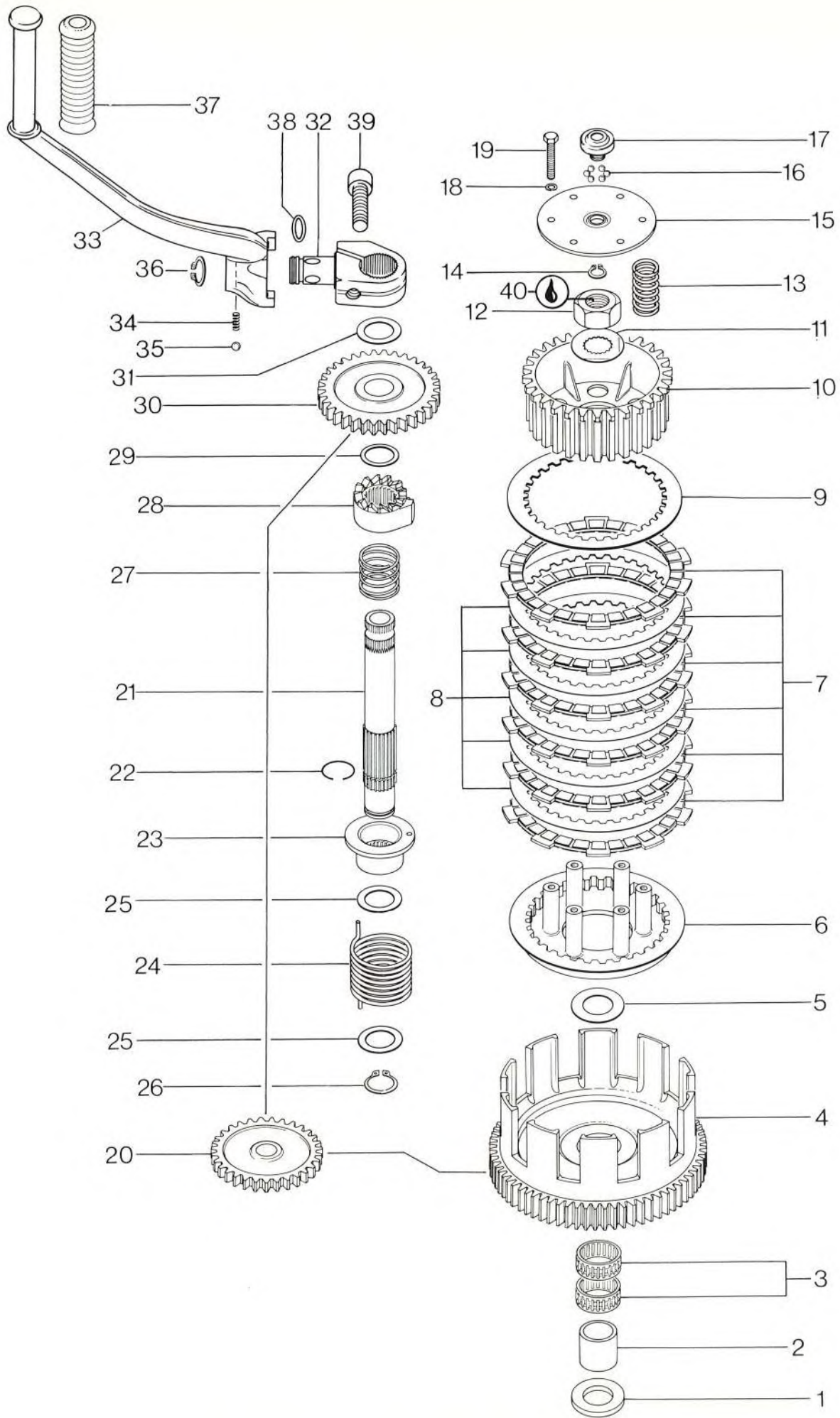
Clutch, Kick Start



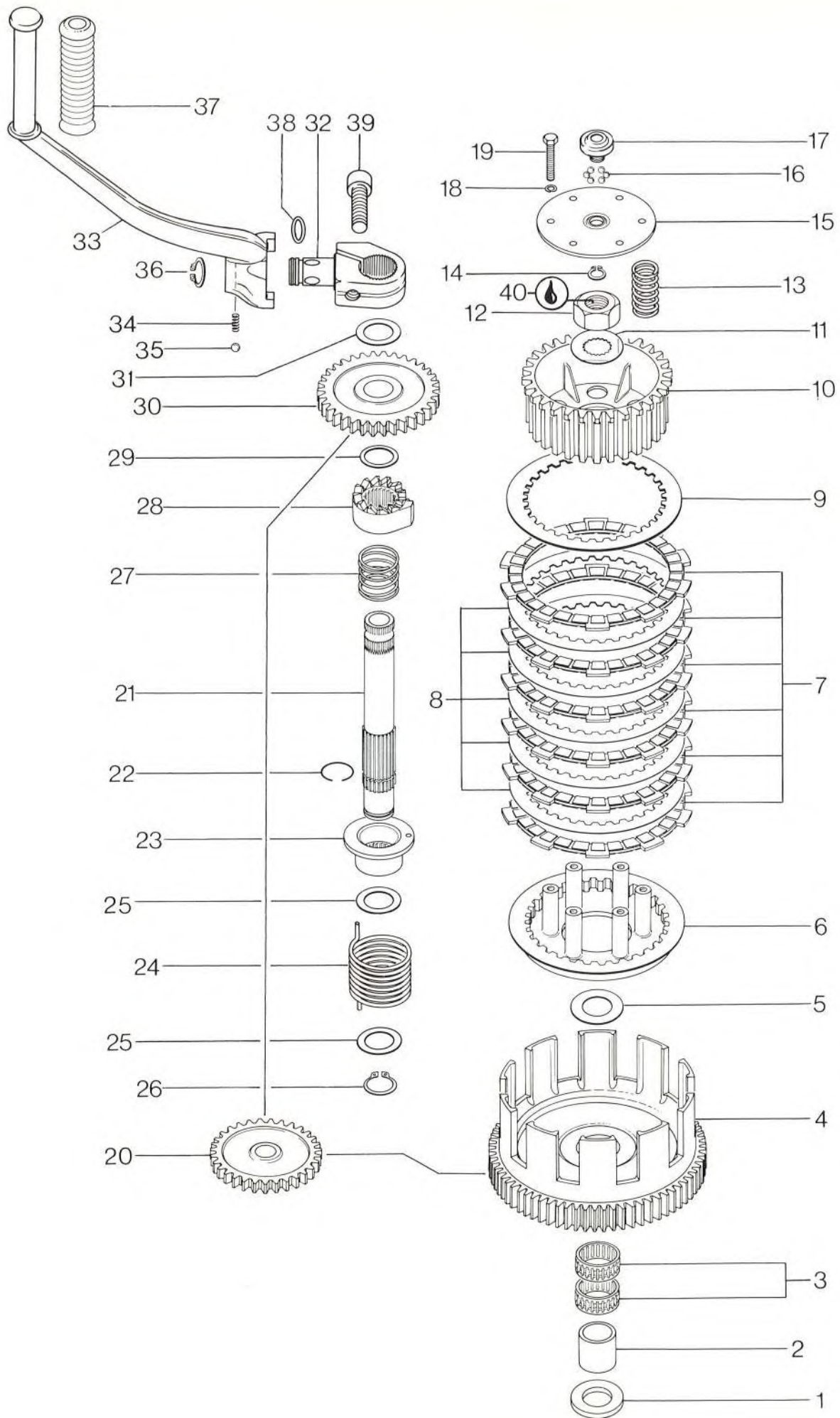
ITEM NO	PART NUMBER	DESCRIPTION	MX-3 175	FRT
1	420 227 600	Thrust Washer, Inner, Clutch Drum..	1	-
2	420 232 700	Inner Race, Clutch Drum.....	1	0.7
3	420 232 650	Needle Bearing, Clutch Drum.....	2	-
4	420 291 593	Drive Gear With Clutch Drum Assem- bly (Replace Only Drive Gear With Clutch Drum Assembly), See Also Crankshaft Piston Cylinder Head Page, No. 13	1	0.7
5	420 227 590	Thrust Washer, Outer, Clutch Drum..	1	-
6	420 259 570	Plate, Clutch, Inner Pressure.....	1	0.7
7	420 259 560	Plate, Clutch, Friction.....	5	0.7
8	420 259 555	Plate, Clutch, Outer Pressure.....	6	0.7
9	420 259 542	Clutch Hub.....	1	0.7
10	420 245 320	Washer, Transmission Shaft Locking.	1	-
11	420 242 600	Hexagonal Nut M16 X 1.5 Transmis- sion Shaft.....	1	-
12	420 239 628	Spring, Clutch (Change Springs Only Setwise).....	6	0.6
13 Thru				
16	420 259 596	Plate, Clutch Spring Retaining, w/Hub Assembly.....	1	0.6
13	420 245 330	Snapring M10 X 1.....	1	-
14	420 259 590	Plate, Clutch Spring Retaining.....	1	0.6
15	420 932 990	Ball 5/32".....	12	-
16	420 259 705	Hub, Clutch Spring Retaining.....	1	0.6
17	420 945 750	Lockwasher 5 mm.....	6	-
18	420 241 770	Screw, Hexagonal Head M5 X 25.....	6	-
19	420 235 205	Gear, Kick Start Idler, 31T.....	1	0.6
20	420 237 425	Kick Start Shaft.....	1	3.2
21	420 245 350	Circlip, Kick Start Shaft.....	1	-
22	420 228 195	Retaining Hub, Kick Start Spring...	1	1.7
23	420 239 381	Spring, Kick Start Return.....	1	1.7
N 24	420 944 468	Thrust Washer.....	2	-
25	420 945 660	Snapring, Kick Start Shaft.....	1	-
26	420 239 610	Spring, Kick Start Ratchet Engage- ment.....	1	0.6
27	420 228 180	Ratchet Gear, Kick Start.....	1	0.6
28	420 227 480	Thrust Washer, Kick Gear.....	1	-
29	420 235 215	Gear, Kick Start Drive, 34T.....	1	0.6
N 30	420 944 468	Thrust Washer, Kick Start.....	1	-
N 31 Thru				
37	420 248 798	Lever Assembly, Kick Start.....	1	0.1
31	420 248 800	Hub, Kick Start (Execution Without O-Ring Groove).....	1	0.1



ITEM NO	PART NUMBER	DESCRIPTION	MX-3 175	FRT
31	420 248 805	Hub, Kick Start (Execution With O'Ring Groove).....	1	0.1
32	420 248 791	Lever, Kick Start (For Kick Start Hub Without O-Ring Groove Only)....	1	0.1
	420 248 793	Lever Kick Start (For Kick Start Hub With O-Ring Groove Only).....	1	0.1
33	420 239 535	Spring, Kick Start Lever.....	1	0.1
34	420 232 440	Ball 7/32", Kick Start Lever.....	1	-
35	420 230 461	O-Ring (For Kick Start Hub With O-Ring Groove Only).....	1	-
36	420 945 840	Snapping, Kick Start Lever.....	1	-
37	420 260 210	Rubber Sleeve, Kick Start.....	1	0.1
38	420 241 991	Screw, Hexagonal Head, M8 X 28 (For Kick Start Hub And Kick Start Lever, Execution Without O-Ring Only).....	1	-
	420 840 991	Cylinder Screw M8 X 30 (For Kick Start Hub And Kick Start Lever, Execution With O-Ring Only).....	1	-
39	747 020 000	Lock N'Seal.....	AR	-





ITEM NO	PART NUMBER	DESCRIPTION	MX-3 250	FRT
1	420 227 600	Thrust Washer, Inner, Clutch Drum..	1	-
2	420 232 700	Inner Race, Clutch Drum.....	1	0.7
3	420 232 650	Needle Bearing, Clutch Drum.....	2	-
4	420 291 598	Drive Gear With Cluth Drum Assembly (Replace Only Drive Gear With Clutch Drum Assembly.) See Also Crankshaft Piston, Cylinder Head Page No 12 ..	1	0.7
5	420 227 590	Thrust Washer, Outer, Clutch Drum..	1	-
6	420 259 570	Plate, Clutch, Inner Pressure.....	1	0.7
7	420 259 560	Plate, Clutch, Friction.....	6	0.7
8	420 259 557	Plate, Clutch Driven.....	5	0.7
9	420 259 555	Plate, Clutch, Outer Pressure.....	1	0.7
10	420 259 540	Clutch Hub.....	1	0.7
11	420 245 320	Washer, Transmission Shaft Locking.	1	-
12	420 242 600	Hexagonal Nut M16 X 1.5, Transmission Shaft.....	1	-
N 13	420 239 740	Spring, Clutch (Change Springs Only Setwise).....	6	0.6
14 Thru				
17	420 259 596	Plate, Clutch Spring Retaining With Hub Assembly.....	1	0.6
14	420 245 330	Snapring 10 X 1	1	-
15	420 259 590	Plate, Clutch Spring Retaining.....	1	0.6
16	420 932 990	Ball 5/32"	12	-
17	420 259 705	Hub, Clutch Spring Retaining.....	1	0.6
18	420 945 750	Lock Washer 5	6	-
19	420 241 770	Screw, Hexagonal Head M5 X 25	6	-
20	420 235 205	Gear, Kick Start Idler, 31 Teeth ..	1	0.6
21	420 237 425	Kick Start Shaft.....	1	3.2
22	420 245 350	Circlip, Kick Start Shaft.....	1	-
23	420 228 195	Retaining Hub, Kick Start Spring...	1	1.7
24	420 239 381	Spring, Kick Start Return.....	1	1.7
N 25	420 944 468	Thrust Washer.....	2	-
26	420 945 660	Snapring, Kick Start Shaft.....	1	-
27	420 239 610	Spring, Kick Start Ratchet Engagement.....	1	0.6
28	420 228 180	Ratchet Gear, Kick Start.....	1	0.6
29	420 227 480	Thrust Washer, Kick Gear.....	1	-
30	420 235 215	Gear, Kick Start Drive, 34 Teeth...	1	0.6
N 31	420 944 468	Thrust Washer, Kick Start.....	1	-
32 Thru				
38	420 248 798	Lever Assembly, Kick Start.....	1	0.1



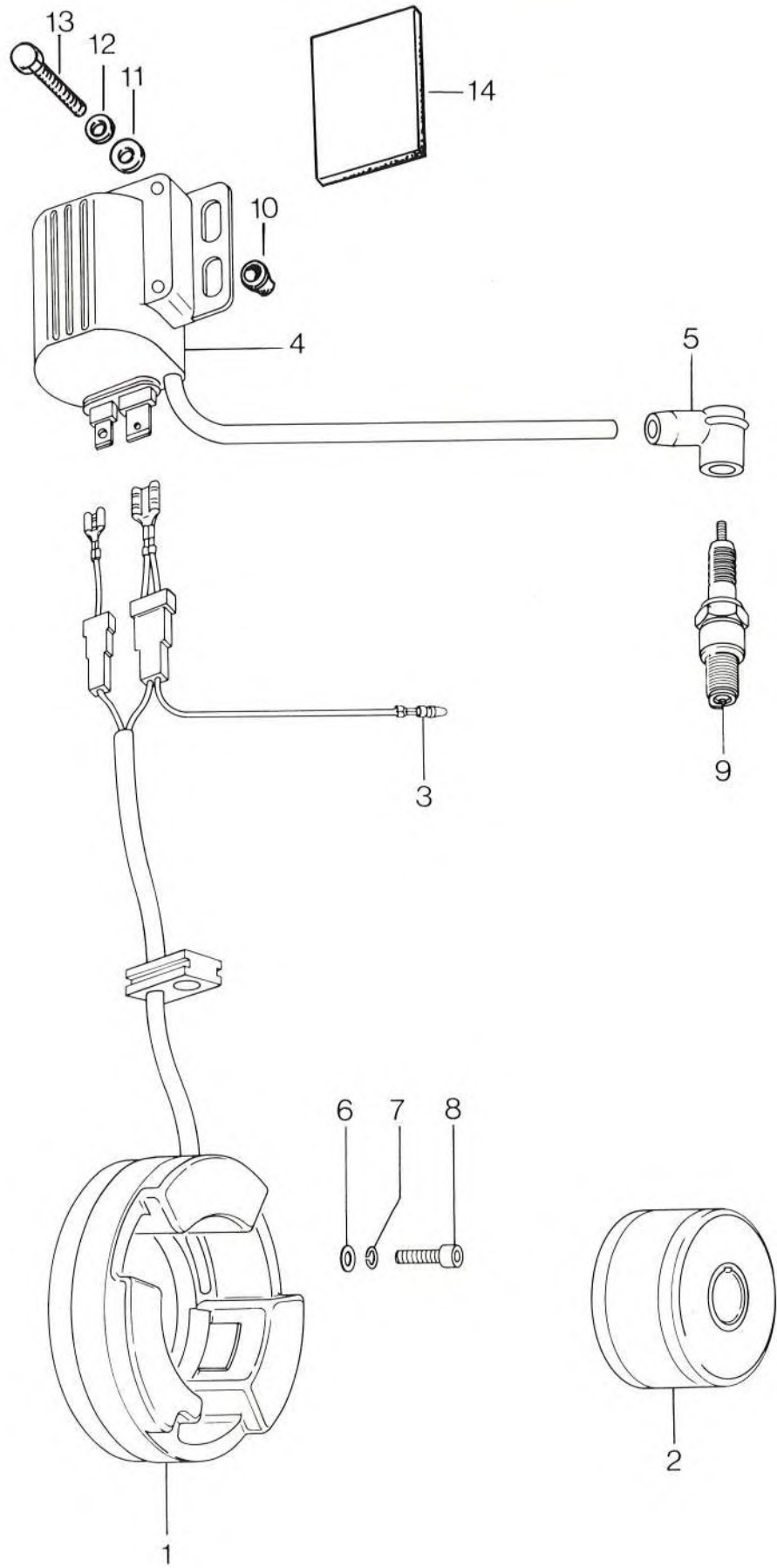
ITEM NO	PART NUMBER	DESCRIPTION	MX-3 250	FRT
32	420 248 805	Hub, Kick Start.....	1	0.1
33	420 248 793	Lever, Kick Start.....	1	0.1
34	420 239 535	Spring, Kick Start Lever.....	1	0.1
35	420 232 440	Ball 7/32", Kick Start Lever.....	1	-
36	420 945 840	Snpring, Kick Start Lever.....	1	-
37	420 260 210	Rubber Sleeve, Kick Start.....	1	0.1
38	420 230 461	O'Ring, Kick Start Hub.....	1	-
39	420 840 991	Cylinder Screw M8 X 30	1	-
40	747 020 000	Lock N'Seal.....	AR	-

ELECTRICAL

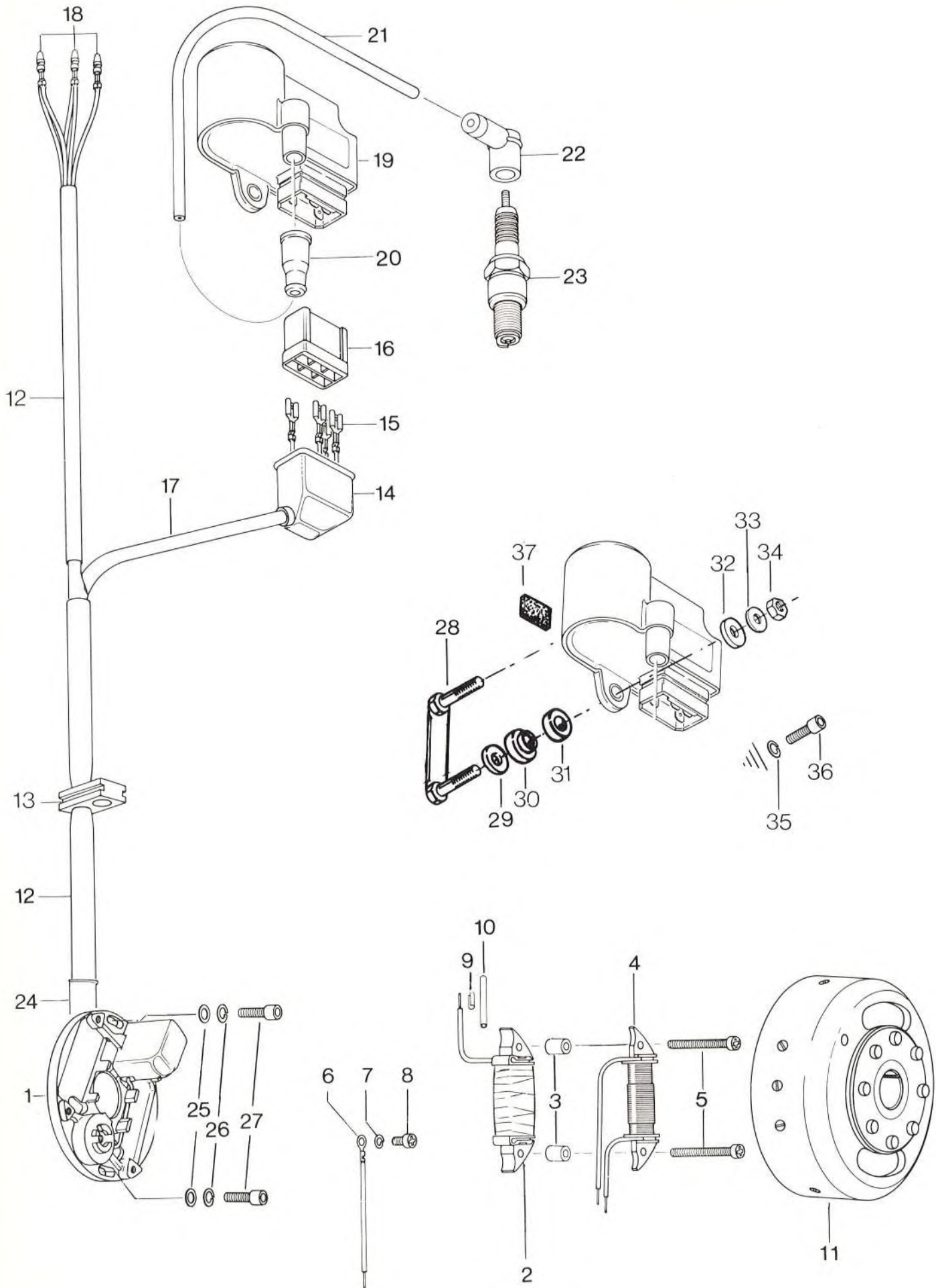




Magneto



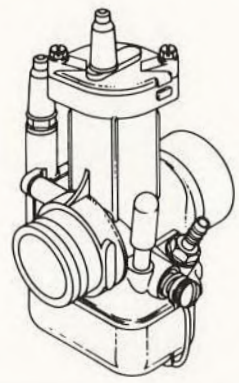
ITEM NO	PART NUMBER	DESCRIPTION	MX-3 175	FRT
N 1-2-3	420 291 746	MOTOPLAT Ignition Unit Assembly....	1	-
3	420 964 062	Contact Pin.....	1	0.2
4	420 264 590	Ignition Coil.....	1	0.2
5	420 865 200	Spark Plug Protector.....	1	0.1
6	420 927 570	Washer 5.3	3	-
7	420 945 750	Lock Washer 5	3	-
8	420 240 180	Cylinder Screw M5 X 20	3	-
9	420 899 570	Spark Plug W280 MZ2	1	0.1
	420 899 740	Spark Plug N2G	Opt	-
	420 899 750	Spark Plug N57G	Opt	-
	420 899 760	Spark Plug N59G	Opt	-
10	744 002 000	Spacer.....	2	0.1
11	224 061 120	Washer.....	2	-
12	224 761 110	Lockwasher.....	2	-
13	222 063 515	Hexagonal Screw.....	2	-
14	748 003 002	Rubber Pad.....	1	-



ITEM NO	PART NUMBER	DESCRIPTION	MX-3 250	FRT
N 1 Thru				
22	420 291 771	Ignition Unit Assembly.....	1	-
N 1	420 264 560	Stator Plate Alone.....	1	0.9
N 2	420 264 519	Charging Coil With Cable.....	1	0.8
3	420 247 260	Distance Sleeve 10.5 mm	2	0.3
4	420 264 505	Brake Light Coil.....	1	0.8
5	420 841 025	Cylinder Screw M4 X 28	2	-
6	420 965 700	Ring Tongue M4	1	0.4
7	420 945 758	Lock Washer 4	1	-
8	420 941 271	Cylinder Screw M4 X 6	1	-
9	420 264 530	Wire Splice.....	3	0.4
10	420 260 411	Protection Hose 25 mm.....	3	0.4
11	420 291 405	Flywheel.....	1	0.7
12	420 260 464	Protection Hose 400 mm.....	1	0.2
13	420 260 345	Cable Grommet.....	1	0.1
14	420 960 791	Protection Cap.....	1	0.2
N 15	409 2033 00	Receptacle.....	4	0.1
N 16	420 865 453	Connector Housing.....	1	0.2
17	420 260 462	Protection Hose 185 mm	1	0.2
18	420 964 062	Contact Pin.....	1	0.2
N 19 Thru				
22	420 264 475	Electronic Box.....	1	0.2
N 20	420 960 550	Protection Cap.....	1	0.1
N 21	420 958 165	Ignition Cable 440 mm	AR	0.1
22	420 865 200	Spark Plug Protector.....	1	0.1
N 23	420 899 570	Spark Plug W280 MZ2	1	D.N.A.
	420 899 740	Spark Plug N2G	Opt	D.N.A.
	420 899 750	Spark Plug N57G	Opt	D.N.A.
	420 899 760	Spark Plug N59G	Opt	D.N.A.
24	420 224 030	Holder, Cables.....	1	0.1
25	420 927 570	Washer 5.3	2	-
26	420 945 750	Lock Washer 5	2	-
27	420 840 510	Screw M5 X 16, Allen Head.....	2	-
N 28	746 009 005	Retainer Plate.....	1	-
N 29	224 061 200	Washer.....	2	-
N 30	748 037 000	Rubber Bushing.....	2	-
N 31	570 1230 00	Rubber Washer.....	2	-
N 32	748 016 000	Rubber Washer.....	2	-
N 33	224 061 120	Washer.....	2	-
N 34	228 561 015	Nut.....	2	-
N 35	224 761 110	Lockwasher.....	1	-
N 36	222 961 015	Screw.....	1	-
N 37	748 003 003	Rubber Pad.....	1	-

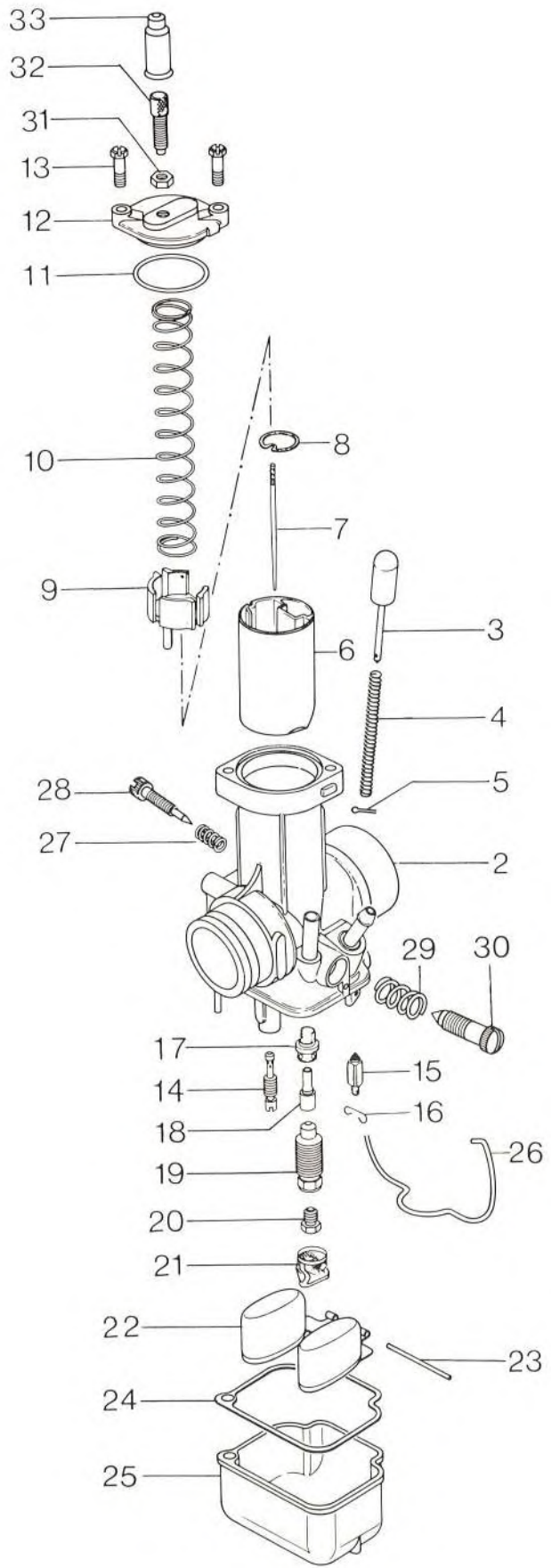
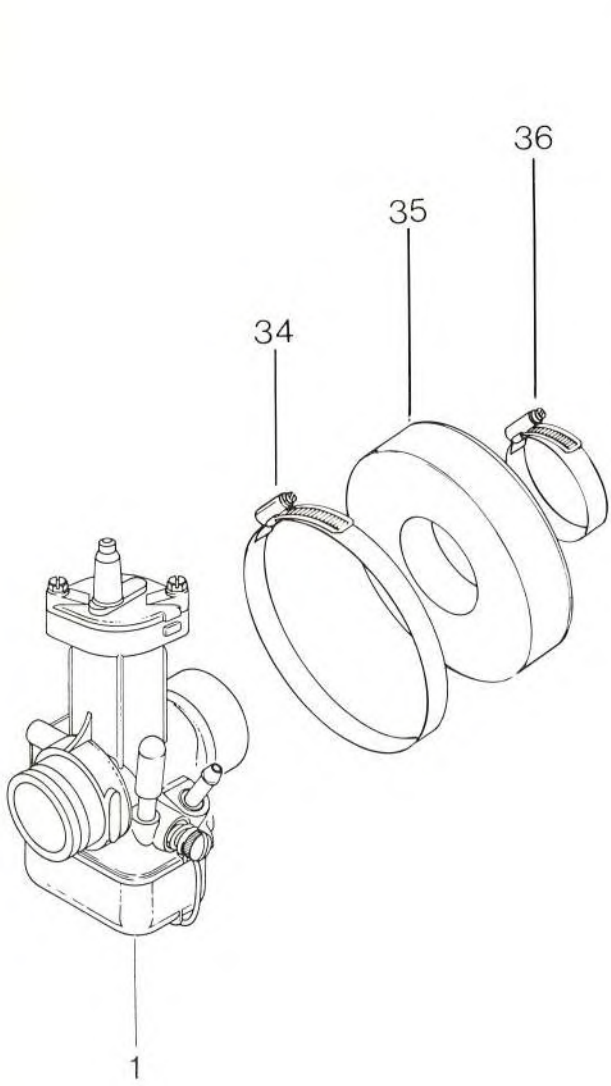


CARBURETION

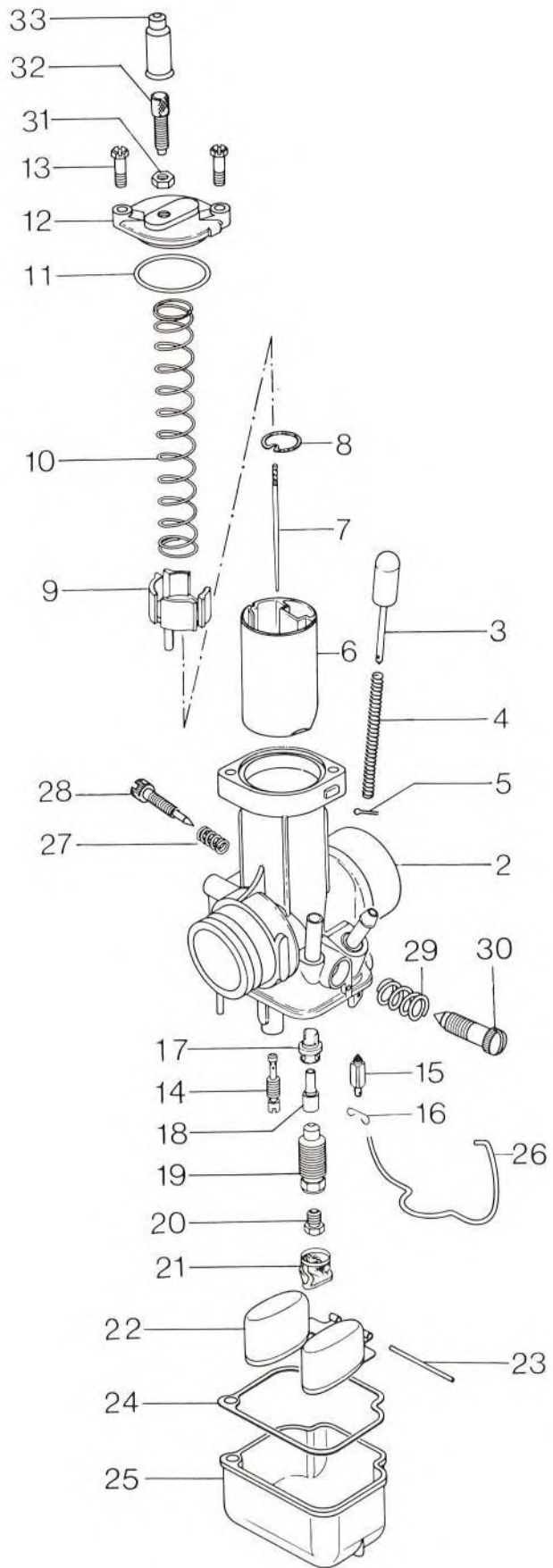
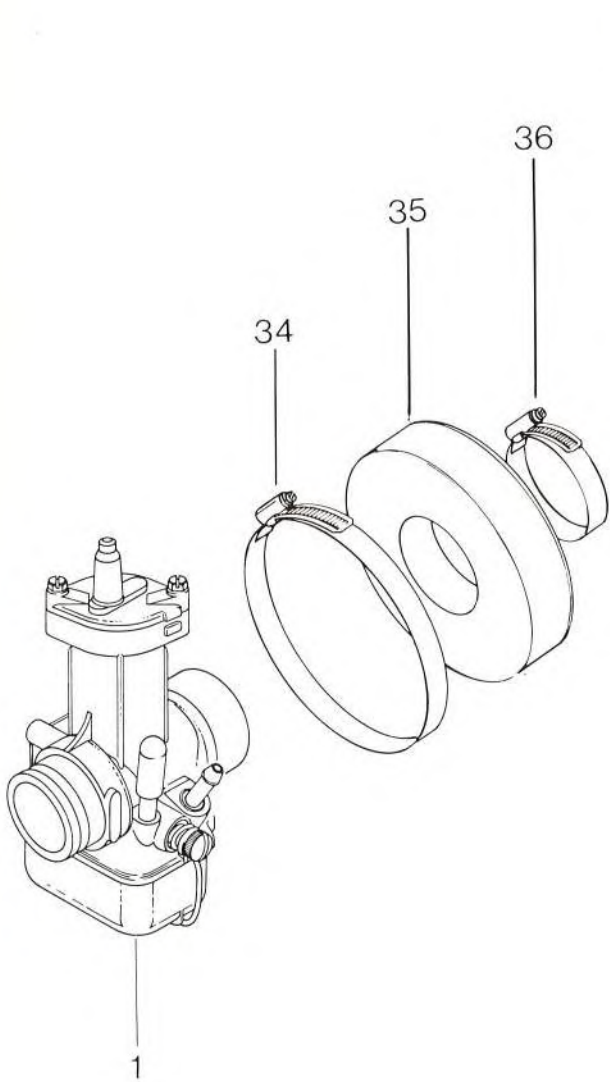




Carburetor



ITEM NO	PART NUMBER	DESCRIPTION	MX-3 175-250	FRT
N 1	420 291 442	Bing Double Float Carburetor		
		1/32A 3302	1	-
2		Carburetor Housing (Not Available as Spare Parts, Use Carburetor Assembly).....	1	D.N.A.
3	420 963 090	Carburetor Primer.....	1	0.5
4	420 938 100	Spring, Tickler.....	1	0.5
5	420 245 240	Splint Pin, Tickler.....	1	0.5
6	420 261 631	Carburetor Piston.....	1	0.2
7	420 261 641	Jet Needle.....	1	0.2
8	420 261 650	Needle Clip.....	1	-
9	420 227 635	Plastic Spring Cup.....	1	-
10	420 239 700	Spring, Carburetor Piston.....	1	0.2
11	420 261 670	Rubber Ring.....	1	-
12	420 261 660	Cover Plate.....	1	0.2
13	420 241 430	Hexagonal Screw M5 X 12	2	-
14	420 963 142	Idler Jet 40	1	0.5
	420 963 141	Idler Jet 30	Opt	-
	420 963 143	Idler Jet 35	Opt	-
N 15	420 261 705	Float Needle With Viton Tip.....	1	0.5
16	420 261 710	Clip, Float Needle.....	1	0.5
17	420 261 692	Diffuser.....	1	0.5
18	420 261 600	Needle Jet 2.76	Opt	-
	420 261 605	Needle Jet 2.73	Opt	-
	420 261 608	Needle Jet 2.70	1	0.5
19	420 963 130	Mixing Tube.....	1	0.5
20	420 268 984	Main Jet 155	1	0.5
	420 268 979	Main Jet 130	Opt	D.N.A.
	420 268 980	Main Jet 135	Opt	D.N.A.
	420 268 981	Main Jet 140	Opt	D.N.A.
	420 268 982	Main Jet 145	Opt	D.N.A.
	420 268 983	Main Jet 150	Opt	D.N.A.
	420 268 985	Main Jet 160	Opt	D.N.A.
	420 268 986	Main Jet 165	Opt	D.N.A.
	420 268 987	Main Jet 170	Opt	D.N.A.
	420 268 988	Main Jet 175	Opt	D.N.A.
	420 268 989	Main Jet 180	Opt	D.N.A.
21	420 261 620	Sieve Sleeve.....	1	0.5
N 22	420 963 192	Float.....	1	0.5
23	420 929 700	Pin.....	1	0.5
24	420 830 720	Gasket, Float Chamber.....	1	0.5
25	420 261 610	Float Chamber.....	1	0.5
26	420 963 180	Spring Clip.....	1	0.2



CARBURETOR

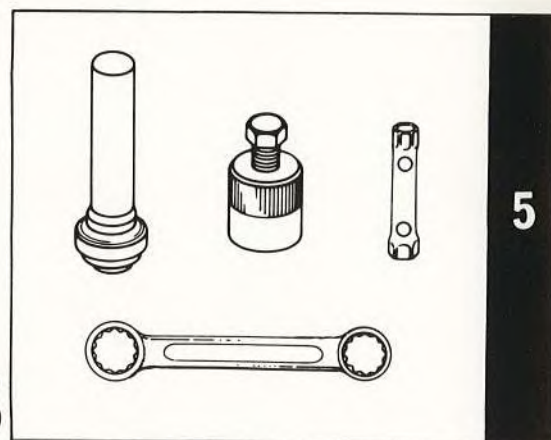
1977

ITEM NO	PART NUMBER	DESCRIPTION	MX-3 175-250	FRT
27	420 939 880	Spring, Air Regulating Screw.....	1	0.1
28	420 963 150	Air Regulating Screw.....	1	0.1
29	420 938 640	Spring, Adjustment Screw.....	1	-
30	420 963 160	Adjustment Screw.....	1	0.1
31	420 942 540	Hexagonal Nut M6 X 0.75	1	-
32	420 241 440	Adjustment Screw M6 X 0.75	1	-
33	420 260 370	Rubber Grommet.....	1	-
34	408 8014 00	Hose Clamp (Air Box).....	1	-
35	740 003 000	Carburetor Boot.....	1	0.3
36	408 8019 00	Hose Clamp (Carburetor).....	1	-

A series of horizontal lines for writing, spanning the width of the page.




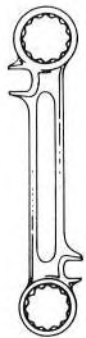
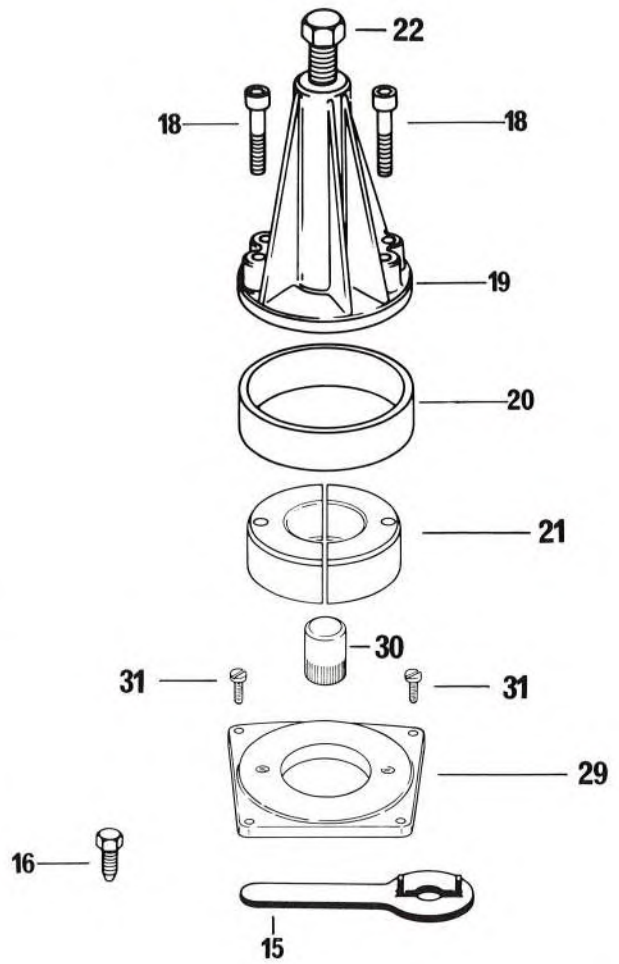
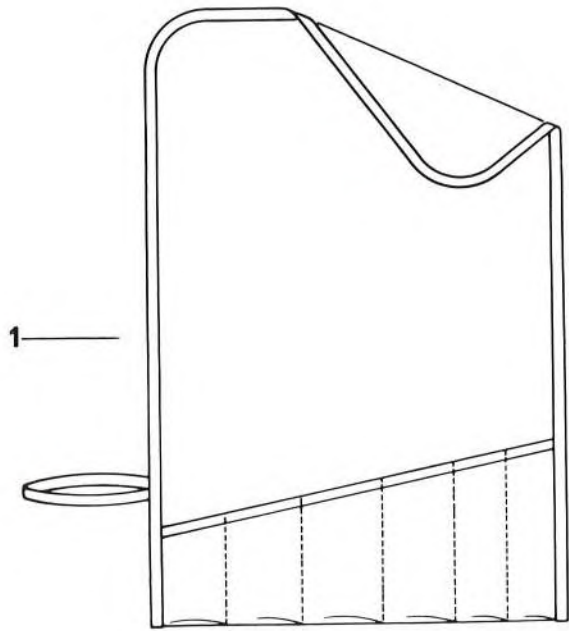


SPECIAL TOOLS


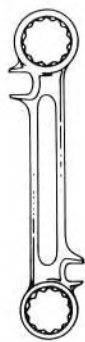
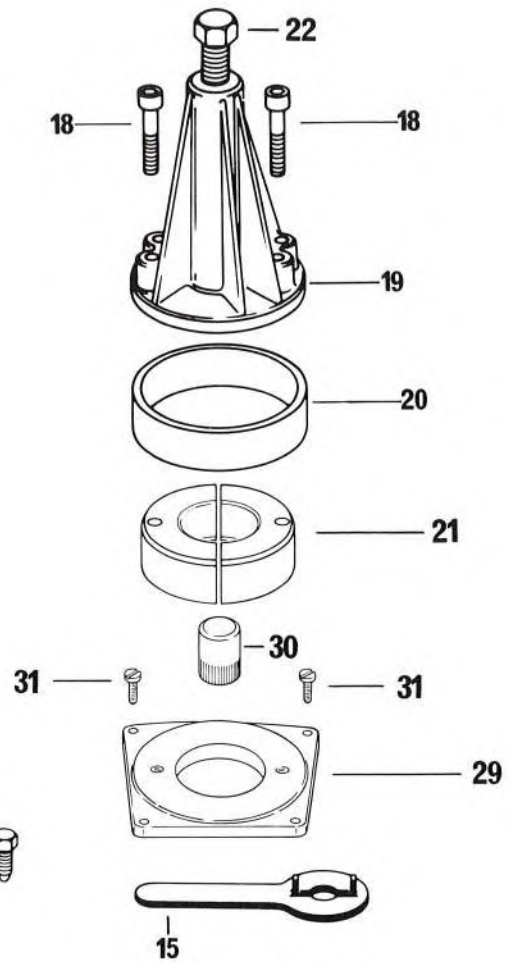
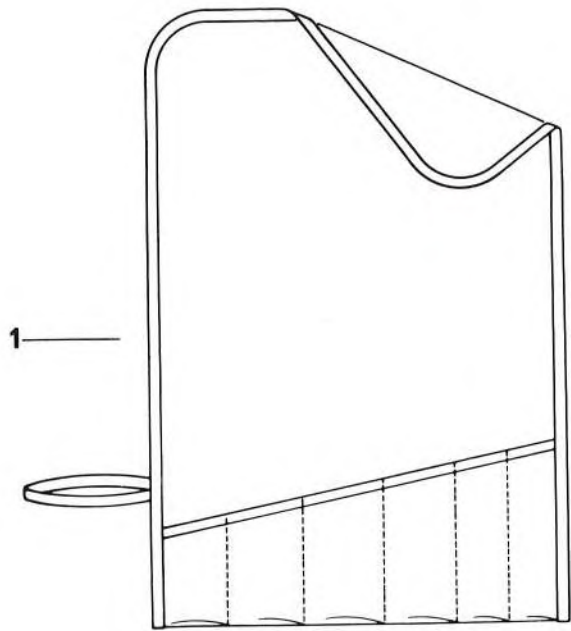




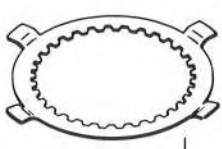

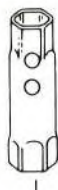

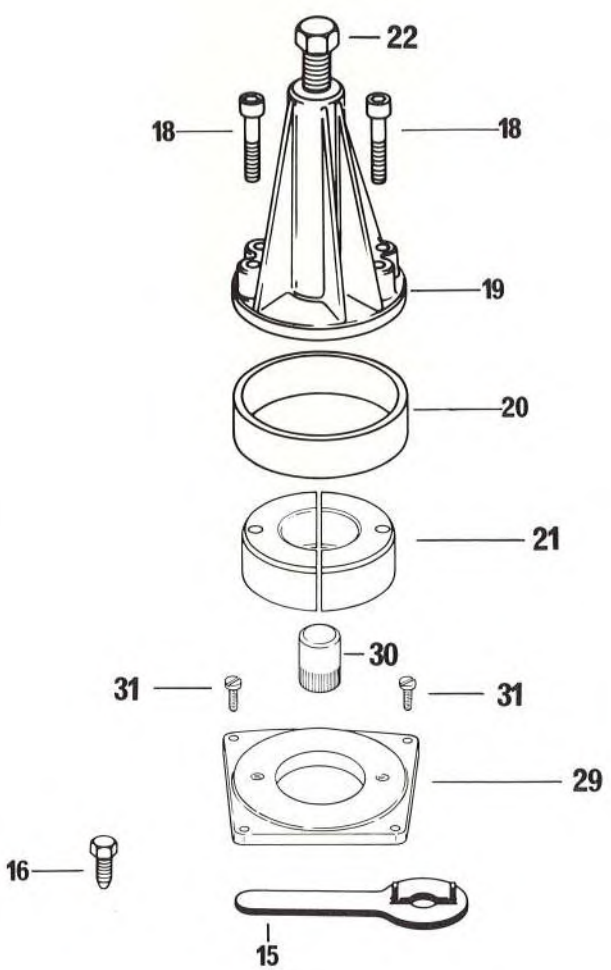
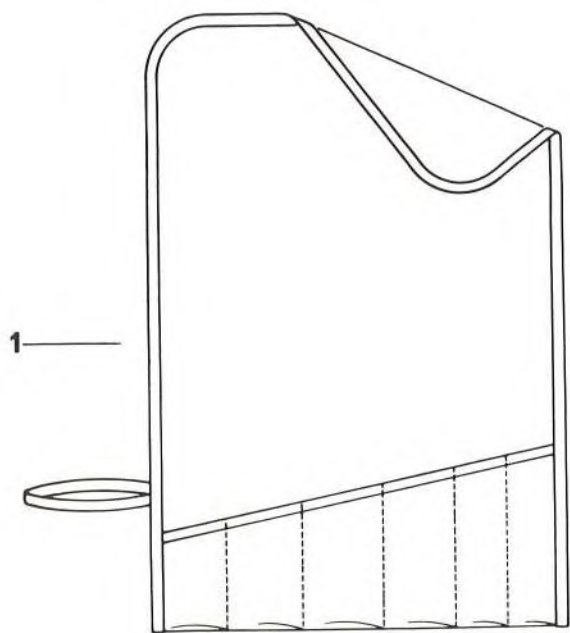
**Tools,
Special and
Owner's Kit.**



ITEM NO	PART NUMBER	DESCRIPTION	MX-3 175	FRT
1 to 10	420 277 780	Tool Kit, Owners.....	1	-
1	420 876 195	Tool Bag.....	1	-
2	420 277 825	Combined Wrench.....	1	-
3	420 276 065	Wrench Double Open 10/13 mm.....	1	-
4	420 277 790	Wrench 4, Internal Hexagonal Screw.	1	-
5	420 876 360	Wrench 5, Internal Hexagonal Screw.	1	-
6	420 277 810	Wrench 6, Internal Hexagonal Screw.	1	-
7	420 277 830	Insert For Screwdriver.....	1	-
8	420 277 840	Grip For Screwdriver.....	1	-
9	420 876 220	Socket Wrench 11/13 mm.....	1	-
N 10	420 277 411	Socket Wrench 17/21 mm.....	1	-
11	420 277 850	Oil Seal Insertion Jig (Kick Star- ter).....	1	-
12	420 277 860	Oil Seal Insertion Jig (Crankshaft Magneto Side And Clutch Side).....	1	-
13	420 277 870	Oil Seal Insertion Jig (Main Shaft Sprocket).....	1	-
	420 277 875	Oil Seal Insertion Jig (Disc Valve Cover).....	1	-
14	420 287 030	Puller Assembly For Rotor.....	1	-
15	420 277 900	Pump Gear Wrench.....	1	-
16	420 241 960	Locating Bolt For Crankshaft.....	1	-
17	420 277 885	Clutch Hub Locking Tool.....	1	-
18	420 840 680	Cylinder Screw w/Internal Hexagonal M8 X 40.....	2	-
19-22	420 876 296	Puller Assembly For Bearings on Crankshaft.....	1	-
20	420 977 480	Ring For Puller.....	1	-
21	420 277 890	Ring Half For Puller, Bearing on Crankshaft, Clutch Side.....	2	-
N 22	420 940 755	Screw, Hexagonal M16 X 1.5 X 145 ..	1	-
23	747 020 000	Lock N'Seal 6cc/0.2oz.....	AR	-
N	416 001 600	Lock N'Seal 6cc/0.2 oz.....	AR	-
N 24	747 018 002	Silicone Grease 59cc/2oz.....	AR	-
25	747 002 000	Silicone Seal Clear 89cc/3oz.....	AR	-
	747 002 001	Silicone Seal Black 89cc/3oz.....	AR	-
26	413 4010 00	Paint Black 473cc/16oz.....	AR	-
27	420 276 190	Tool to Install Plastic Ring For Bearing in Crankcase, Clutch Side..	1	-
	420 276 200	Tool to Install Plastic Ring For Bearing in Crankcase, Magneto Side.	1	-



ITEM NO	PART NUMBER	DESCRIPTION	MX-3 175	FRT
N 28	747 021 001	Air Filter Coumpound 59cc/2oz.....	AR	-
N	747 021 002	Air Filter Coumpound (For Air Filter K & N) 236cc/8oz.....	AR	-
N 29	420 276 910	Plate For Puller (Crankcase Sepa- rator).....	1	-
30	420 276 920	Protection Cap.....	1	-
31	420 840 351	Cylinder Screw M5 X 20	4	-
32	747 017 002	Injection Oil 473cc/16oz (50/1)....	1	-



32

14

23

24


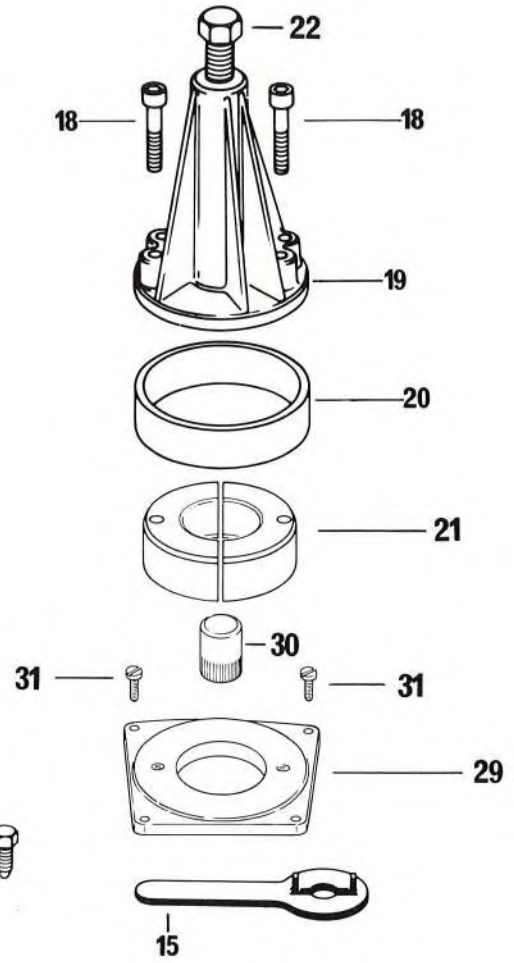
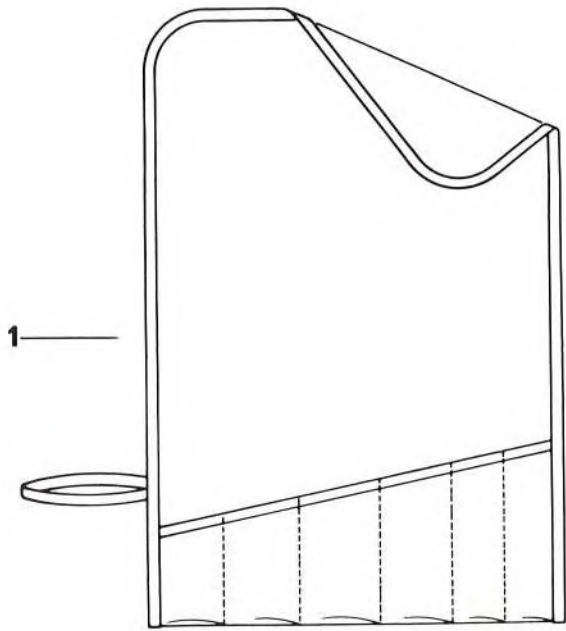
25

17

26

28

ITEM NO	PART NUMBER	DESCRIPTION	MX-3 250	FRT
1 to 10	420 277 780	Tool Kit, Owners.....	1	-
1	420 876 195	Tool Bag.....	1	-
2	420 277 825	Combined Wrench.....	1	-
3	420 276 065	Wrench Double Open 10/13 mm.....	1	-
4	420 277 790	Wrench 4, Internal Hexagonal Screw.	1	-
5	420 876 360	Wrench 5, Internal Hexagonal Screw.	1	-
6	420 277 810	Wrench 6, Internal Hexagonal Screw.	1	-
7	420 277 830	Insert For Screwdriver.....	1	-
8	420 277 840	Grip For Screwdriver.....	1	-
9	420 876 220	Socket Wrench 11/13 mm.....	1	-
N 10	420 277 411	Socket Wrench 17/21 mm.....	1	-
11	420 277 850	Oil Seal Insertion Jig (Kick Starter).....	1	-
12	420 277 860	Oil Seal Insertion Jig (Crankshaft Magneto Side And Clutch Side).....	1	-
13	420 277 870	Oil Seal Insertion Jig (Main Shaft Sprocket).....	1	-
	420 277 875	Oil Seal Insertion Jig (Disc Valve Cover).....	1	-
14	420 277 805	Puller Assembly For Flywheel.....	1	-
15	420 277 900	Pump Gear Wrench.....	1	-
16	420 241 960	Locating Bolt For Crankshaft.....	1	-
17	420 277 885	Clutch Hub Locking Tool.....	1	-
18	420 840 680	Cylinder Screw w/Internal Hexagonal M8 X 40.....	2	-
19-22	420 876 296	Puller Assembly For Bearings on Crankshaft.....	1	-
20	420 977 480	Ring For Puller.....	1	-
21	420 277 890	Ring Half For Puller, Bearing on Crankshaft, Clutch Side.....	2	-
	420 276 020	Ring Half For Puller, Bearing on Crankshaft, Magneto Side.....	2	-
22	420 940 755	Screw, Hexagonal M16 X 1.5 X 145 ..	1	-
23	747 020 000	Lock N'Seal 6cc/0.2oz.....	AR	-
N	416 001 600	Lock N'Seal 6cc/0.2 oz.....	AR	-
N 24	747 018 002	Silicone Grease 59cc/2oz.....	AR	-
25	747 002 000	Silicone Seal Clear 89cc/3oz.....	AR	-
	747 002 001	Silicone Seal Black 89cc/3oz.....	AR	-
26	413 4010 00	Paint Black 473cc/16oz.....	AR	-
27	420 276 190	Tool to Install Plastic Ring For Bearing in Crankcase, Clutch Side..	1	-
N	420 276 930	Tool to Install Plastic Ring For Bearing in Crankcase, Magneto Side.	1	-



2



3



4 5 6




7



8



9



10



11



12



13



27



32



14




23



24



25



17



26

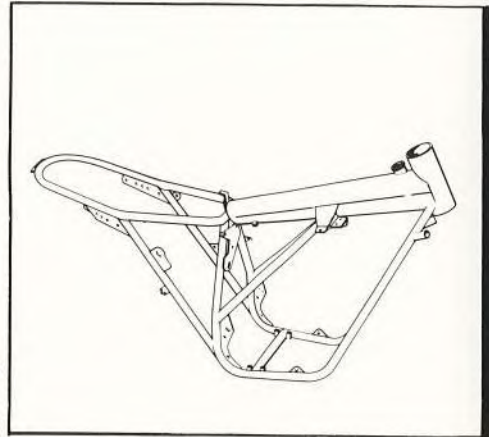



28

ITEM NO	PART NUMBER	DESCRIPTION	MX-3 250	FRT
N 28	747 021 001	Air Filter Coumpound 59cc/2oz.....	AR	-
N	747 021 002	Air Filter Coumpound (For Air Filter K & N) 236cc/8oz	AR	-
N 29	420 276 910	Plate for Puller (Crankcase Separator).....	1	-
30	420 276 920	Protection Cap.....	1	-
31	420 840 351	Cylinder Screw M5 X 20	4	-
32	747 017 002	Injection Oil (16 oz) 50/1	1	-

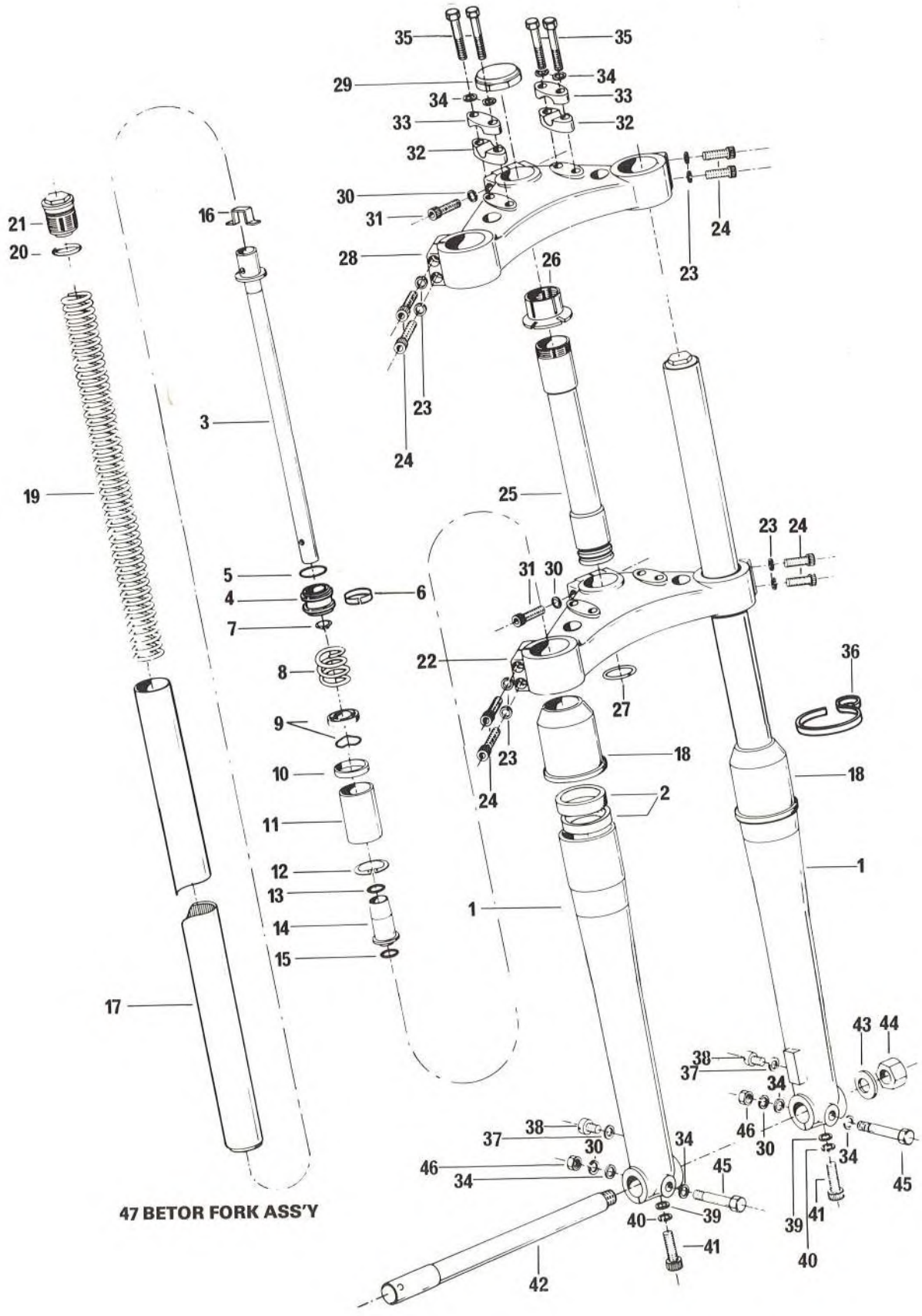


FRAME



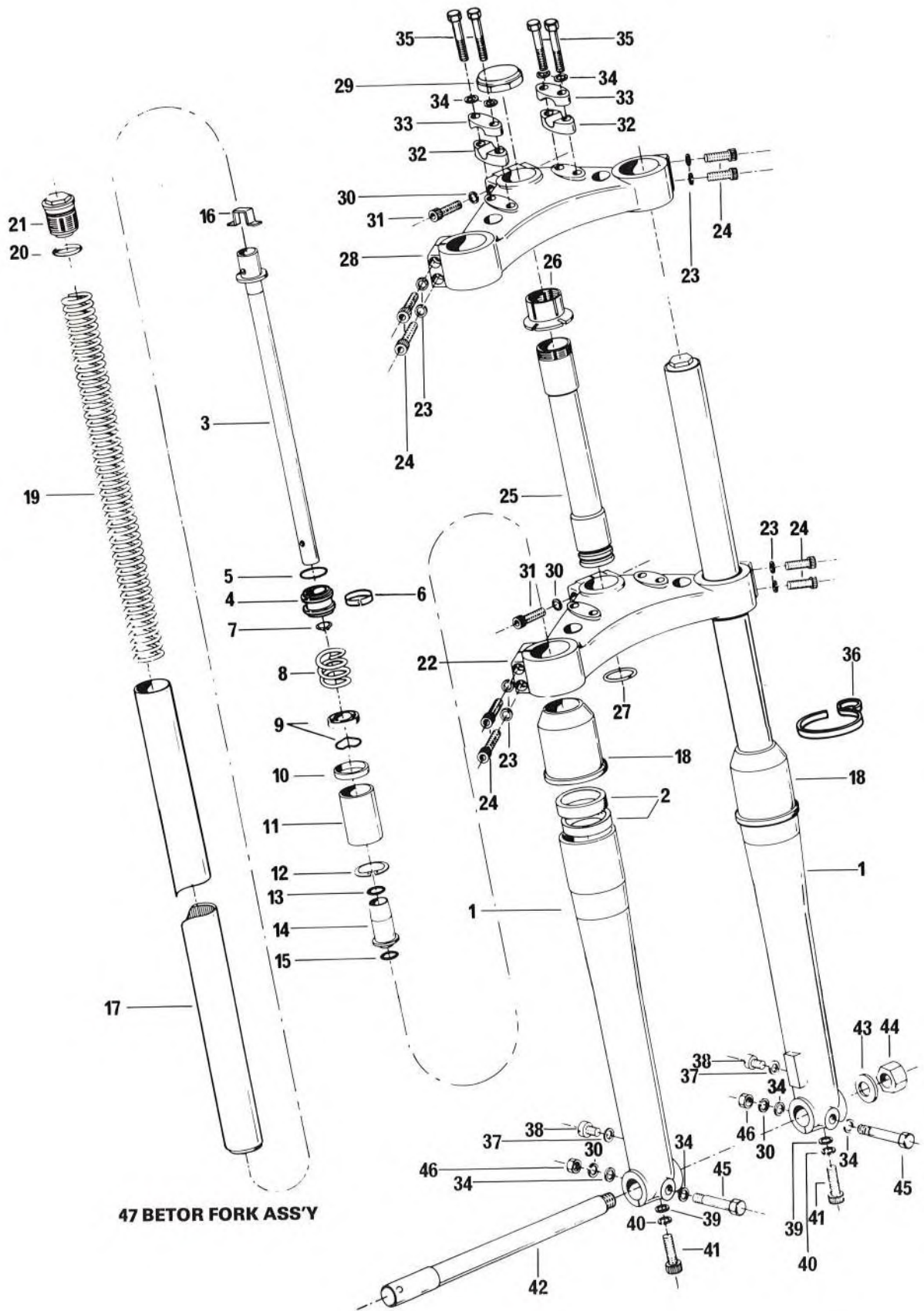


Fork



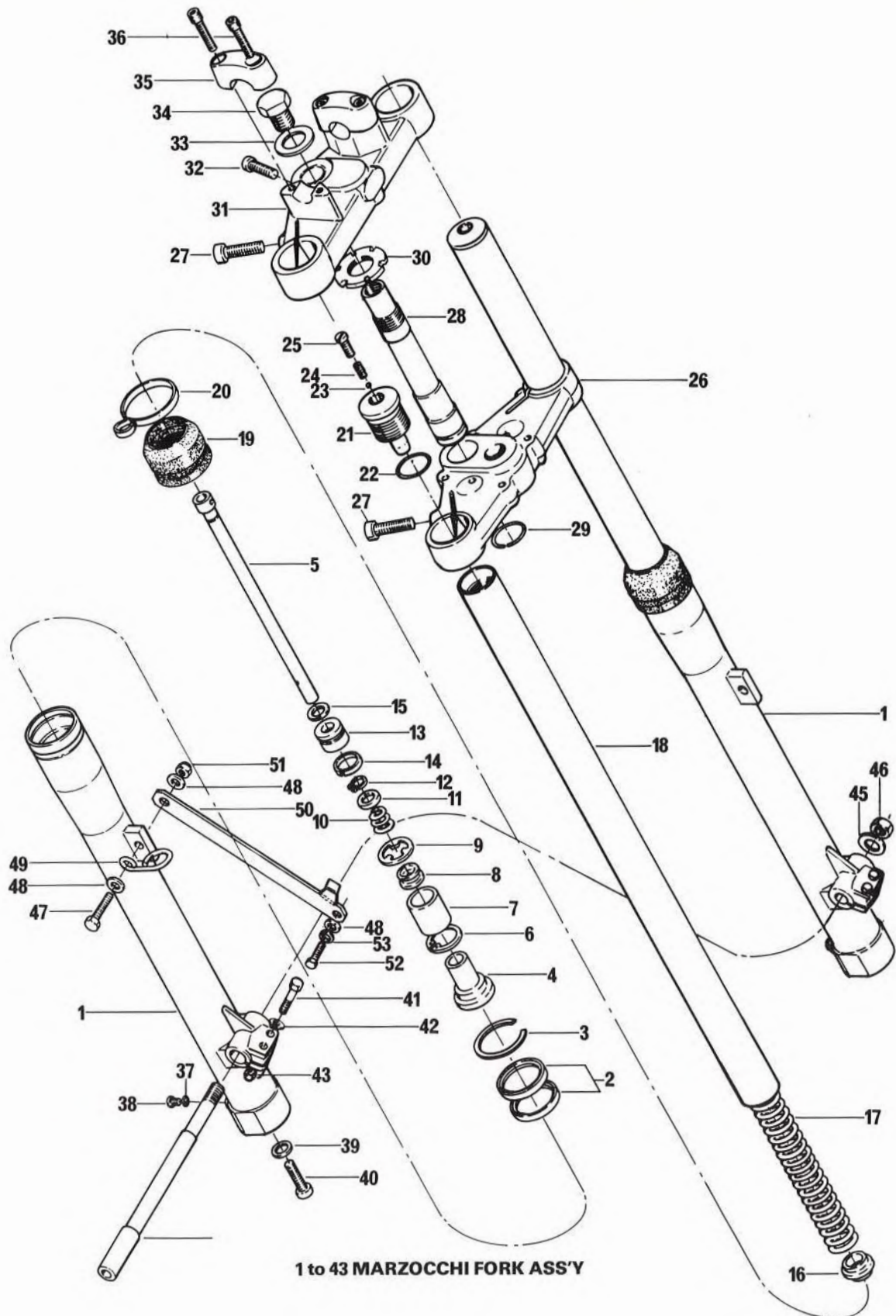
47 BETOR FORK ASS'Y

ITEM NO	PART NUMBER	DESCRIPTION	175	FRT
N 1	742 020 005	Fork Slider, Left.....	1	0.5
N	742 024 005	Fork Slider, Right.....	1	0.5
2	742 010 001	Main Seal.....	4	0.6
N 3	742 014 004	Damping Rod.....	2	0.6
N 4	742 016 001	Piston.....	2	0.6
N 5	732 401 007	O'Ring.....	2	0.6
N 6	742 048 000	Ring.....	2	0.6
7	732 802 000	Circlip.....	2	0.6
8	742 013 000	Spring.....	2	0.6
N 9	742 023 002	Valve Orifice.....	2	0.6
N 10	742 022 002	Valve Washer.....	2	0.6
11	742 021 001	Damper Support Body.....	2	0.6
12	732 801 000	Circlip.....	2	0.6
N 13	224 092 162	Fiber Washer.....	2	-
14	742 039 001	Valve.....	2	0.6
15	732 401 002	O'Ring.....	2	-
N 16	742 046 000	Oil Deflector.....	2	0.1
N 17	742 015 002	Fork Tube.....	2	0.6
N 18	742 025 003	Dust Boot.....	2	0.2
N 19	742 009 008	Spring 20 Lbs. (Color Code Gold)...	2	0.1
N	742 009 010	Spring 22 Lbs. (Color Code Green-Red).....	Opt	D.N.A.
20	732 401 003	O'Ring.....	2	-
N 21	742 017 004	Spring Retaining Cap.....	2	0.1
N 22	742 026 003	Lower Triple Clamp.....	1	0.7
23	224 762 100	Lockwasher 6 mm	8	-
24	222 963 015	Screw, Socket Head M6 X 1.00 X 30 .	8	-
N 25	742 008 001	Steering Stem.....	1	0.7
26	742 027 000	Adjuster Stem Nut.....	1	0.5
27	742 028 000	Circlip.....	1	0.1
N 28	742 030 004	Triple Clamp.....	1	0.4
29	742 029 001	Cap Nut.....	1	0.2
30	224 782 120	Lockwasher, 8 mm	4	-
31	222 983 025	Screw, Socket Head M8 X .25 X 30 ..	2	-
N 32	742 018 001	Handlebar Clamp, Bottom.....	2	0.1
N 33	742 019 001	Handlebar Clamp, Top.....	2	0.1
34	224 081 170	Washer, 8 mm X 17 X 2	8	-
35	222 085 515	Screw, Hexagonal Head Cap M8 X 55 .	4	-
36	742 001 004	Brake Cable Guide.....	1	0.1
37	224 061 122	Fiber Washer.....	2	-
N 38	742 050 000	Drain Screw.....	2	-
39	224 080 140	Flat Washer, 8 mm X 14 X 1.5	2	-
40	224 781 140	Lockwasher 8 mm	2	-



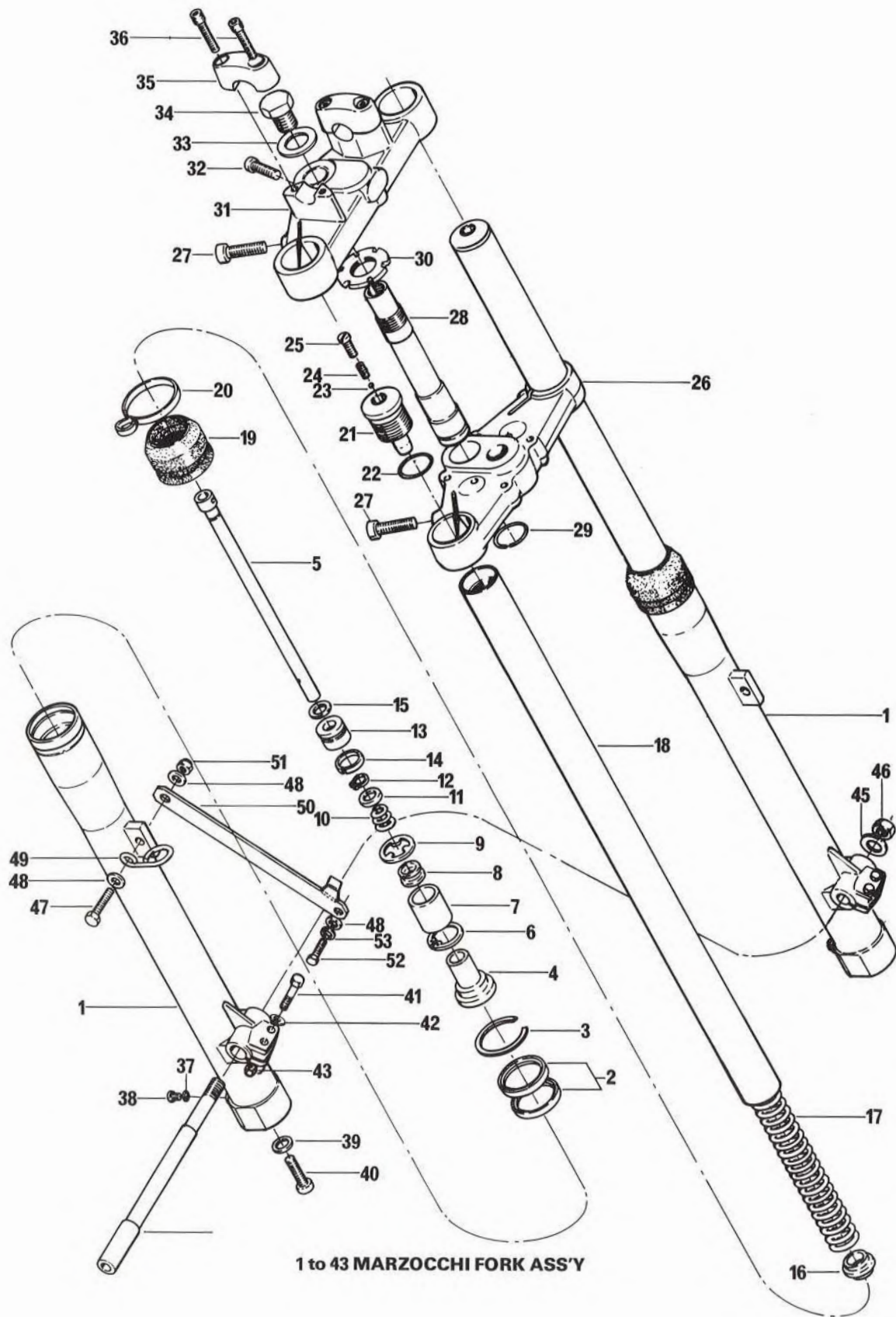
47 BETOR FORK ASS'Y

ITEM NO	PART NUMBER	DESCRIPTION	175	FRT
41	222 982 515	Screw, Socket Head M8 X 1.25 X 25 .	2	-
N 42	742 034 002	Front Axle.....	1	0.1
43	742 036 000	Washer.....	1	-
44	742 035 000	Nut.....	1	-
45	222 085 525	Screw, Hexagonal Head Cap M8 X 1.25 X 55	2	-
46	228 081 015	Nut, Hexagonal Head Cap M8 X 1.25 .	2	-
N 47	742 003 007	Front Fork Assembly (Items not Included 25,26,27,29,32,33,34,35,36)	1	D.N.A.



1 to 43 MARZOCCHI FORK ASS'Y

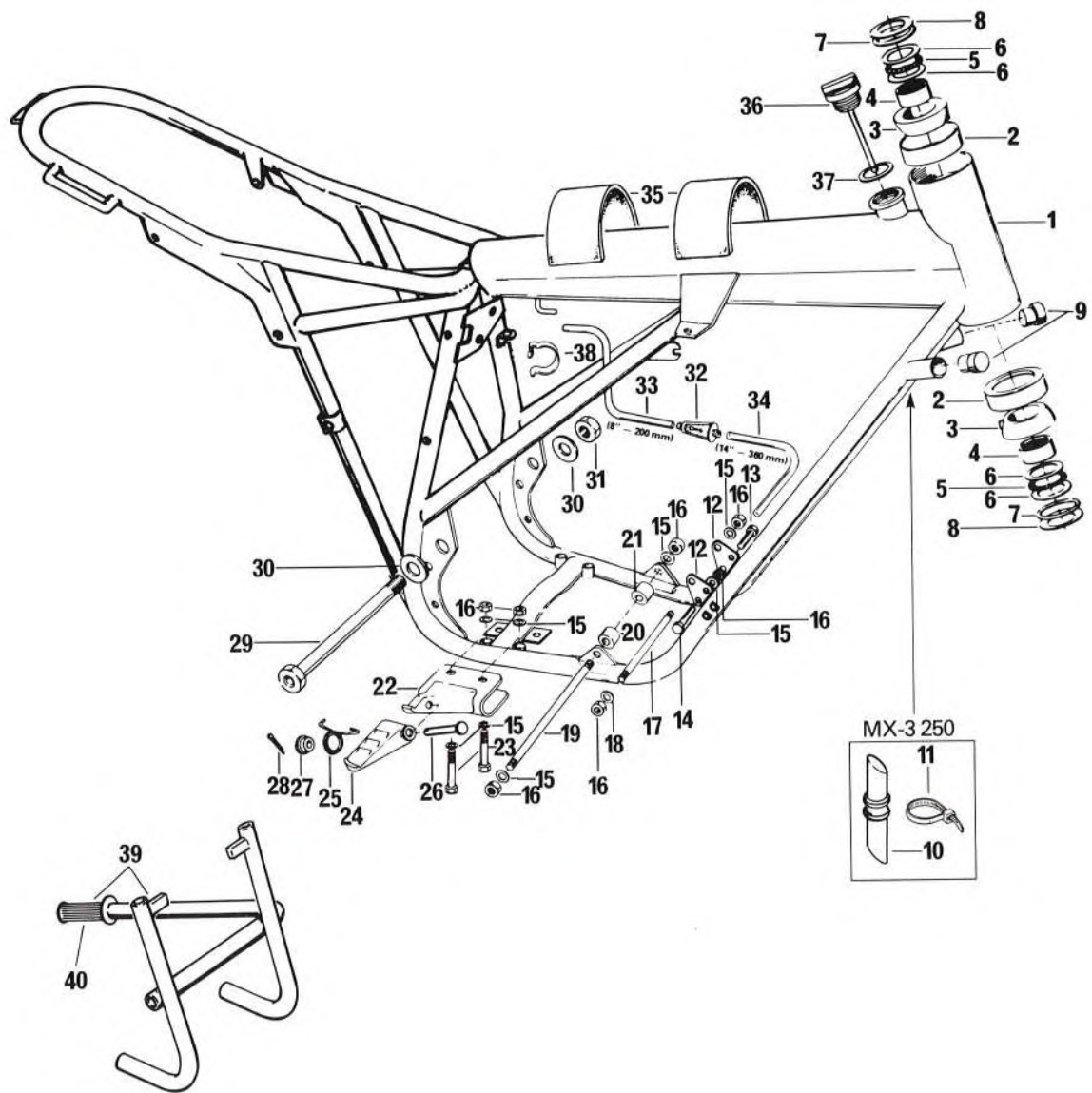
ITEM NO	PART NUMBER	DESCRIPTION	250	FRT
N 1 to 43	742 003 004	Front Fork Assembly (Items not Included 28,29,30,33,34).....	1	D.N.A.
N 1	742 020 006	Fork Slider Left.....	1	0.5
N	742 024 006	Fork Slider Right.....	1	0.5
N 2	742 010 005	Main Seal.....	4	0.6
N 3	732 802 004	Snap Ring.....	2	0.6
N 4	742 039 003	Bottom Valve.....	2	0.6
N 5	742 014 005	Damper Rod.....	2	0.7
N 6	732 802 002	Snap Ring.....	2	0.5
N 7	742 051 001	Valve Retainer Bushing.....	2	0.6
N 8	742 039 002	Valve.....	2	0.6
N 9	742 022 003	Valve Washer.....	2	0.6
N 10	742 013 001	Top Out Spring.....	2	0.6
N 11	742 048 001	Piston Ring.....	2	0.6
N 12	732 802 003	Snap Ring.....	2	0.6
N 13	742 016 002	Piston.....	2	0.7
N 14	742 048 002	Sealing Ring.....	2	0.6
N 15	742 036 003	Washer.....	2	0.6
N 16	742 044 002	Spring Guide.....	2	0.1
N 17	742 009 009	Spring 23 Lbs. (Color Code Orange).	2	0.1
N 18	742 015 003	Fork Tube.....	2	0.6
N 19	742 025 004	Dust Boot.....	2	0.2
N 20	742 001 004	Brake Cable Guide.....	1	0.1
N 21	742 017 005	Fork Cap.....	2	0.1
N 22	732 401 009	O'Ring.....	2	-
N 23	742 053 000	Check Ball.....	2	0.1
N 24	742 054 000	Check Ball Spring.....	2	0.1
N 25	223 061 015	Machine Screw, Flat Head M6 X 1.00 X 10	2	0.1
N 26	742 026 004	Lower Triple Clamp.....	1	0.8
N 27	222 904 015	Allen Screw M10 X 1.5 X 40	4	-
N 28	742 008 003	Steering Stem.....	1	0.8
N 29	742 028 000	Circlip.....	1	0.1
N 30	742 027 001	Adjuster Nut.....	1	0.5
N 31	742 030 005	Upper Triple Clamp.....	1	0.5
N 32	222 983 025	Allen Screw M8 X 1.25 X 30	1	-
N 33	742 036 004	Cap Nut Washer.....	1	-
N 34	742 029 002	Cap Nut.....	1	0.3
N 35	742 019 002	Handle Bar Clamp.....	2	0.2
N 36	222 983 025	Allen Screw M8 X 1.25 X 30	4	-
N 37	732 401 008	O'Ring.....	2	-
N 38	222 560 715	Drain Screw, Pan Head M6 X 1.00 X 7	2	0.1
N 39	742 036 002	Sealing Washer.....	2	-



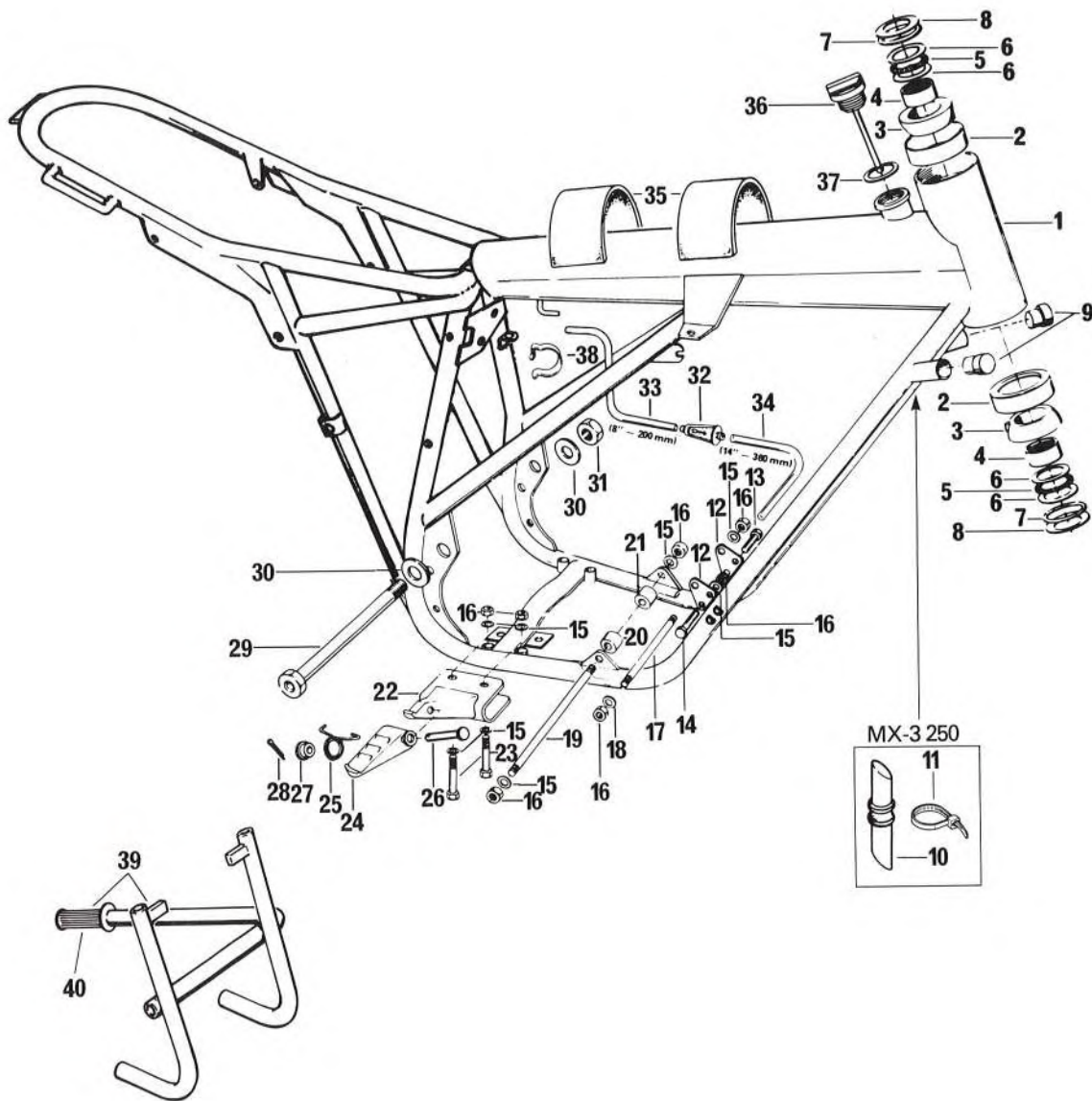
1 to 43 MARZOCCHI FORK ASS'Y

ITEM NO	PART NUMBER	DESCRIPTION	250	FRT
N 40	742 050 001	Damping Rod Screw.....	2	0.1
N 41	222 064 015	Hexagonal Screw M6 x 1.00 X 40	4	-
N 42	224 061 120	Washer M6 X 1.5 X 14	4	-
N 43	228 561 015	Nut, Hexagonal Elastic Stop M6 X 1.00	4	-
N 44	742 034 002	Front Axle.....	1	0.1
N 45	742 036 000	Washer.....	1	-
N 46	742 035 000	Nut.....	1	-
N 47	222 083 015	Screw, Hexagonal Cap M8 X 1.25 X 30	1	-
N 48	224 081 170	Washer Flat 8 mm X 17 X 2	3	-
N 49	742 001 000	Brake Cable Guide.....	1	0.1
N 50	746 026 001	Torque Arm.....	1	0.1
N 51	228 581 015	Nut.....	1	-
N 52	222 082 015	Screw, Hexagonal Cap M8 X 1.25 X 20	1	-
N 53	399 8012 00	Lockwasher.....	1	-


Main Frame



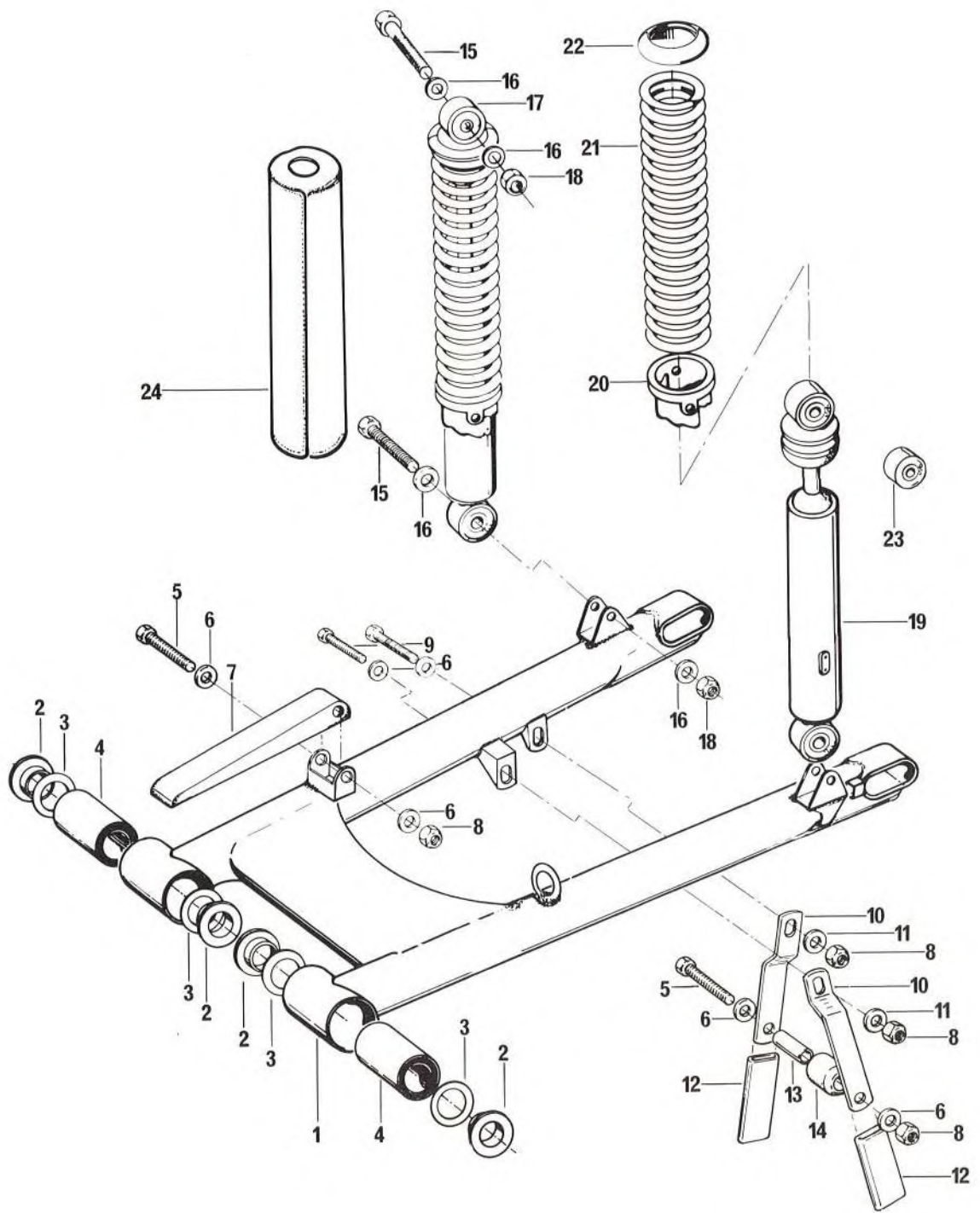
ITEM NO	PART NUMBER	DESCRIPTION	175	250	FRT
N 1-2	746 001 029	Frame.....	1		3.0
N 1-2	746 001 030	Frame.....		1	3.0
2	746 052 000	Steering Cup.....	2	2	0.5
3	746 010 001	Steering Cone-0 Degree.....	Opt	Opt	D.N.A.
	746 010 101	Steering Cone-1 Degree.....	Opt	Opt	D.N.A.
	746 010 201	Steering Cone-2 Degree.....	2	2	0.3
	746 010 301	Steering Cone-3 Degree.....	Opt	Opt	D.N.A.
4	732 702 001	Needle Bearing.....	2	2	-
5	732 701 000	Thrust Bearing.....	2	2	-
6	732 901 000	Thrust Washer.....	4	4	-
7	732 401 000	O'Ring 1 1/2 X 1 3/4 X 1/8	2	2	-
8	746 015 000	Cover Steering Cone.....	2	2	0.3
9	746 007 000	Rubber Bumper, Steering.....	2		0.1
N 10	746 007 001	Steering Bumper.....		2	0.1
N 11	748 001 000	Tie Rap.....		4	-
12	734 006 001	Front Engine Mount.....	2	2	0.1
13	222 084 515	Screw, Hexagonal Head Cap M8 X 1.25 X 45	2	2	-
14	222 085 015	Screw, Hexagonal Head Cap M8 X 1.25 X 50	2	2	-
15	224 081 170	Flat Washer M8	14	14	-
16	228 581 015	Nut, Hexagonal Elastic Stop M8 X 1.25	12	12	-
N 17	734 005 004	Front Engine Stud.....	1	1	0.1
N 18	732 903 002	Washer.....	2	2	-
N 19	734 004 002	Lower Engine Stud.....	1	1	0.1
20	746 006 000	Spacer R.H.....	1	1	0.1
21	746 006 001	Spacer L.H.....	1	1	0.1
22	746 024 003	Foot Peg R.H.....	1	1	0.1
	746 025 003	Foot Peg L.H.....	1	1	0.1
N 23	222 084 015	Screw, Hexagonal Head Cap M8 X 1.25 X 40	4	4	-
24	746 012 001	Footrest R.H.....	1	1	0.1
	746 011 001	Footrest L.H.....	1	1	0.1
25	732 310 000	Spring R.H.....	1	1	0.1
	732 310 001	Spring L.H.....	1	1	0.1
26	414 0533 00	Clevis Pin.....	2	2	-
27	746 077 003	Spacer.....	2	2	-
28	371 8002 00	Cotter Pin.....	2	2	-
29	746 002 001	Swing Arm Bolt.....	1	1	0.2
30	746 034 001	Flat Washer M17 X 28 X 2	2	2	-
31	746 035 001	Nut, Hexagonal M16 X 1.50	1	1	-
32	744 028 000	Filter.....	1	1	0.1
N 33	414 0511 00	Oil Line 8" (200 mm) Oil Tank To Filter.....	AR	AR	0.3



ITEM NO	PART NUMBER	DESCRIPTION	175	250	FRT
N 34	744 029 004	Oil Line 14" (360 mm) Filter To Pump	AR	AR	0.3
35	748 003 000	Rubber Pad.....	2	2	0.3
N 36	744 032 000	Oil Tank Cap.....	1	1	0.1
37	744 033 000	Gasket.....	1	1	-
N 38	748 035 000	Clip.....	1	1	-
N 39-40	733 005 001	Roll Up Center Stand.....	Opt	Opt	D.N.A.
N 40	737 005 000	Rubber Grip.....	1	1	D.N.A.



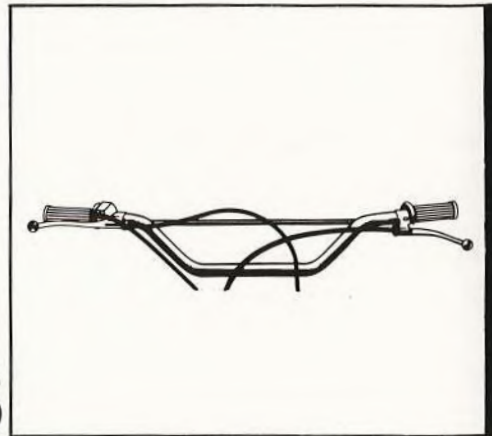
**Swing Arm,
Rear Shocks.**




ITEM NO	PART NUMBER	DESCRIPTION	175	250	FRT
N 1	746 066 009	Swing Arm.....	1		0.5
N	746 066 013	Swing Arm.....		1	0.5
2	746 004 000	Flanged Bushing.....	4	4	0.4
3	732 501 001	Shim .036 (0.9 mm).....	AR	AR	-
	732 501 000	Shim .018 (0.5 mm).....	AR	AR	-
4	746 003 001	Swing Arm Bushing.....	2	2	0.7
N 5	222 064 515	Screw, Hexagonal Head M6 X 1.00 X 45	2	2	-
6	224 061 120	Washer Flat 6 mm X 12 X 1.50	6	6	-
N 7	746 095 001	Swing Arm Protector.....	1	1	-
8	228 561 015	Nut, Hexagonal Elastic Stop M6 X 1.00	4	4	-
N 9	222 061 615	Screw, Hexagonal Head M6 X 1.00 X 16	2	2	-
N 10	746 038 005	Strut.....	2	2	0.1
11	224 061 200	Washer Flat 6 mm X 20 X 2	2	2	-
12	746 095 000	Protector.....	2	2	-
13	746 077 002	Spacer.....	1	1	-
14	746 096 000	Roller.....	1	1	0.1
15	222 084 015	Screw, Hexagonal Head M8 X 1.25 X 45	4	4	-
16	224 081 170	Washer Flat 8 mm X 17 X 2	8	8	-
N 17	742 005 011	Shock Absorber.....	2		0.1
N	742 005 009	Shock Absorber.....		2	0.1
18	228 581 015	Nut, Hexagonal Elastic Stop M8 X 1.25	4	4	-
N 19	742 007 011	Damper.....	2		0.1
N	742 007 008	Damper.....		2	0.1
N 20	742 043 001	Adjuster Ring.....	2	2	D.N.A.
N 21	742 006 019	Spring 75 Lbs. Color Code: Green ..	2	2	0.1
N	742 006 018	Spring 100 Lbs. Color Code: Purple-White.....	Opt	Opt	D.N.A.
N	742 006 020	Spring 85 Lbs. Color Code: Green-Red.....	Opt	Opt	D.N.A.
N	742 006 021	Spring 110 Lbs. Color Code: Orange-White.....	Opt	Opt	D.N.A.
N 22	742 033 006	Collar Spring.....	2	2	0.1
N 23	748 036 001	Flexiblock.....	4	4	0.2
N 24	742 025 005	Dust Boot (Shock Absorber).....	Opt	Opt	D.N.A.

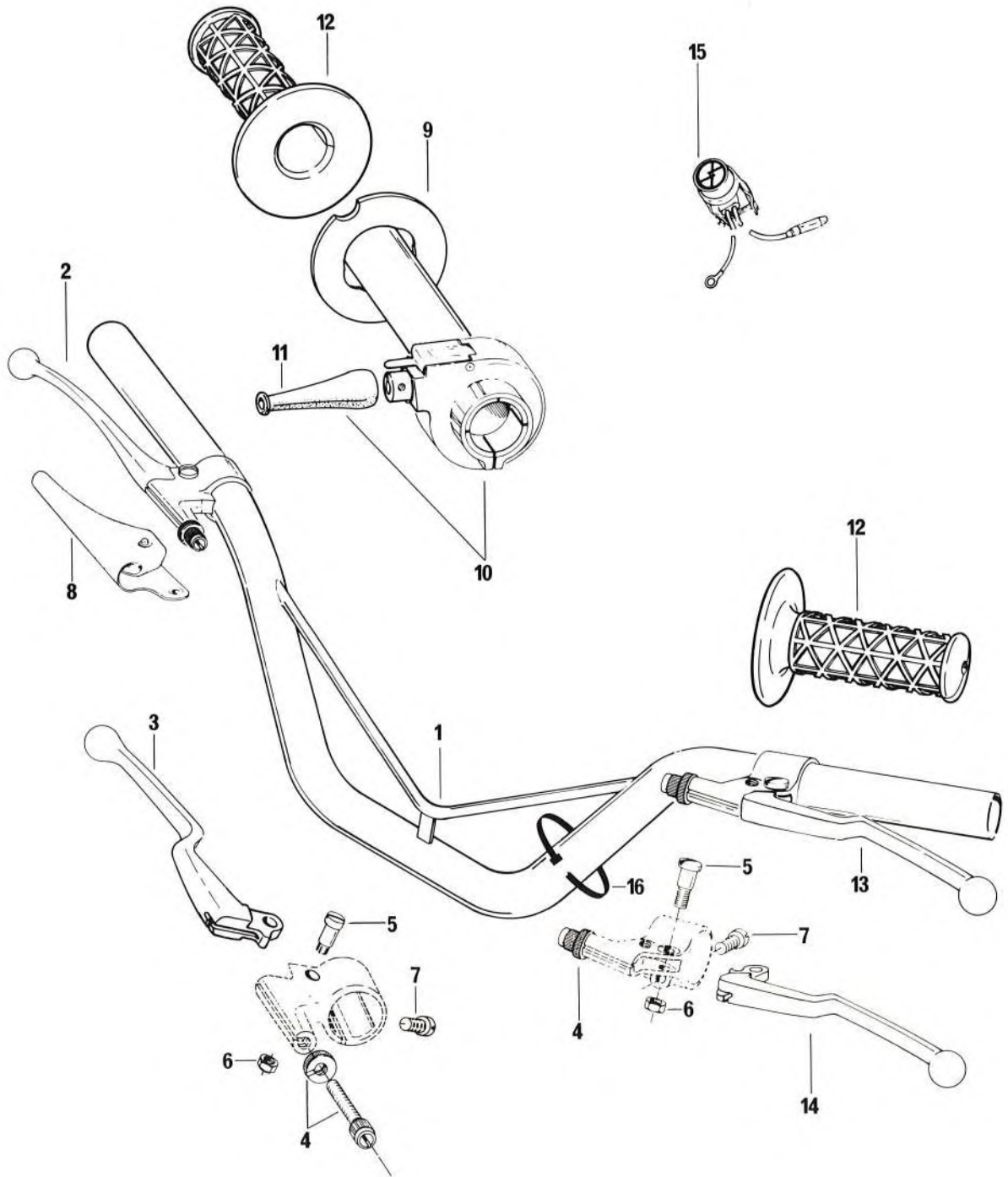


CONTROLS





Handlebar

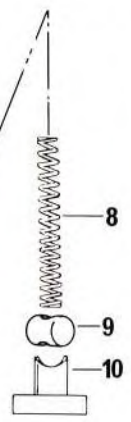
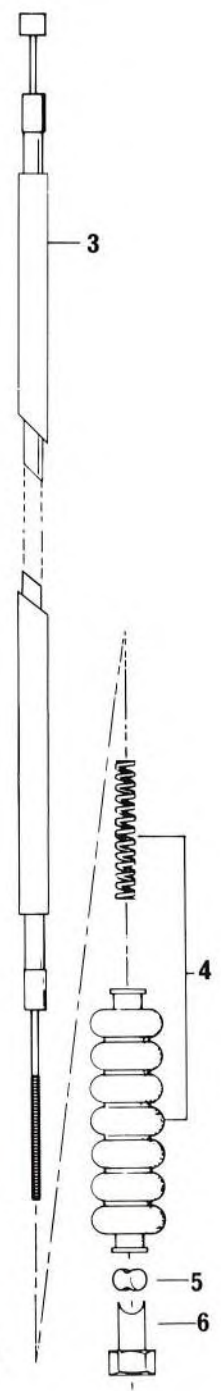
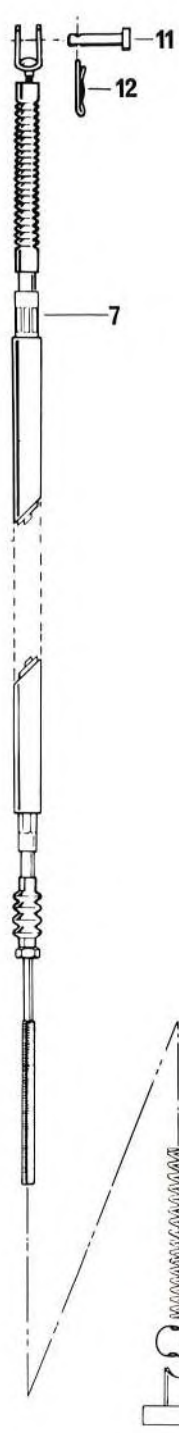



ITEM NO	PART NUMBER	DESCRIPTION	175	250	FRT
N 1	737 006 007	Handle Bar.....	1		0.3
2	737 002 004	Brake Lever Assembly (Incl. Item 3 to 7).....	1		0.1
3	737 007 002	Brake Lever.....	1		0.1
4	741 005 001	Screw, Cable Adjuster.....	2		0.1
5	737 010 001	Pivot Bolt.....	2		-
6	228 561 015	Nut, Hexagonal Stop M6 X 1.00	2		-
7	737 011 000	Screw, Clamp.....	2		-
8	737 013 000	Protector Lever.....	2		0.1
9	738 067 000	Washer.....	1		-
N 10-11	738 018 006	Throttle Assembly.....	1		0.3
11	738 065 001	Protector Tube.....	1		0.2
N 12	749 014 000	Rubber Grip Set.....	1		0.1
13	737 003 004	Clutch Lever Assembly (Incl. Item 4 to 7 & 14).....	1		0.1
14	737 008 002	Clutch Lever.....	1		0.1
N 15	738 066 002	Kill Switch Assembly.....	1		0.2
N 16	748 001 000	Tie Rap.....	6		-

NOTES

Blank lined paper for notes with 30 horizontal lines and three binder holes on the right edge.

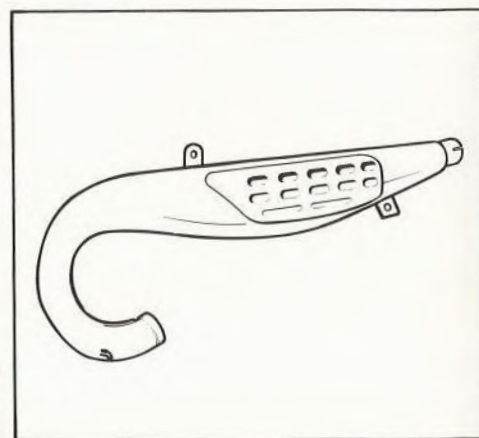
Cables



ITEM NO	PART NUMBER	DESCRIPTION	175	250	FRT
1	741 004 006	Throttle Cable.....	1	1	0.3
N 2	741 003 003	Clutch Cable.....	1	1	0.2
N 3	741 002 004	Front Brake Cable (Include Item 4-5-6).....	1		0.1
	741 002 002	Front Brake Cable (Include Item 4-5-6).....		1	0.1
4	741 011 000	Spring And Booth Assembly.....	1	1	0.1
5	741 009 000	Barrel.....	1	1	0.1
6	741 010 000	Adjuster Nut.....	1		-
	746 033 002	Adjuster Nut.....		1	-
7	741 002 003	Brake Cable.....	1	1	0.2
8	732 309 000	Spring.....	1	1	0.1
9	746 032 000	Barrel.....	1	1	0.1
N 10	746 033 001	Adjuster Nut.....	1	1	-
11	732 875 000	Clevis Pin.....	1	1	-
N 12	371 8012 00	Cotter Pin.....	1	1	-



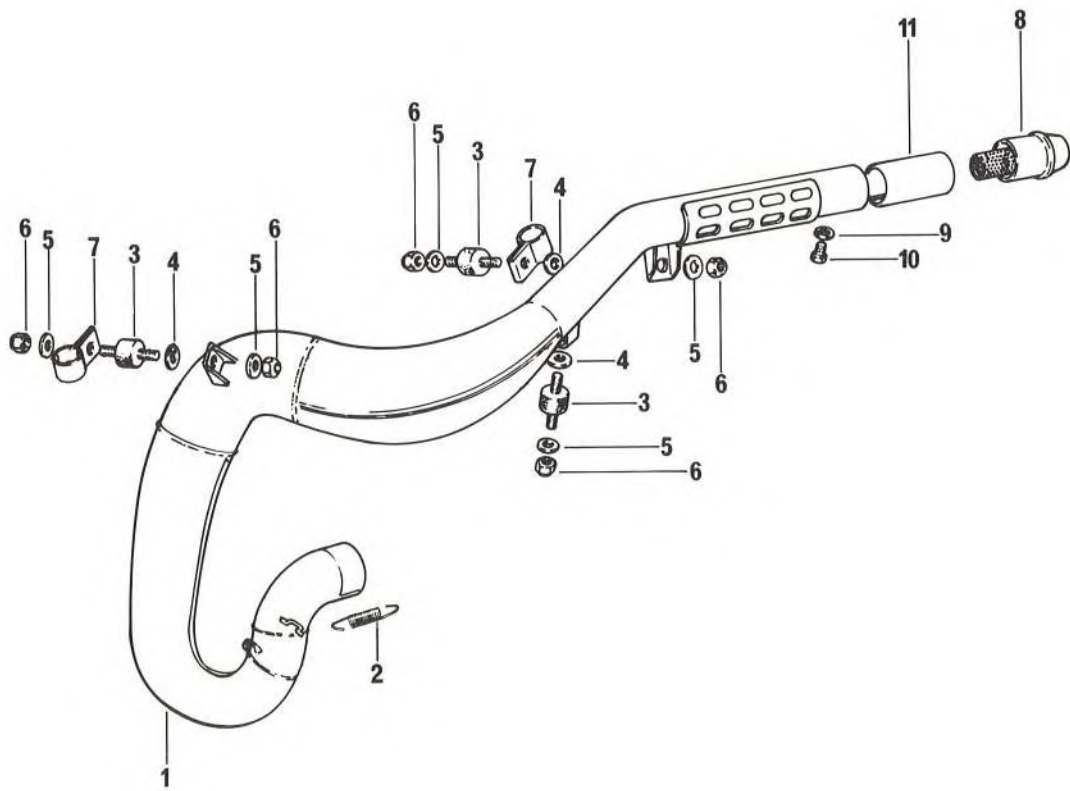
EXHAUST SYSTEM





Exhaust Pipe


Muffler



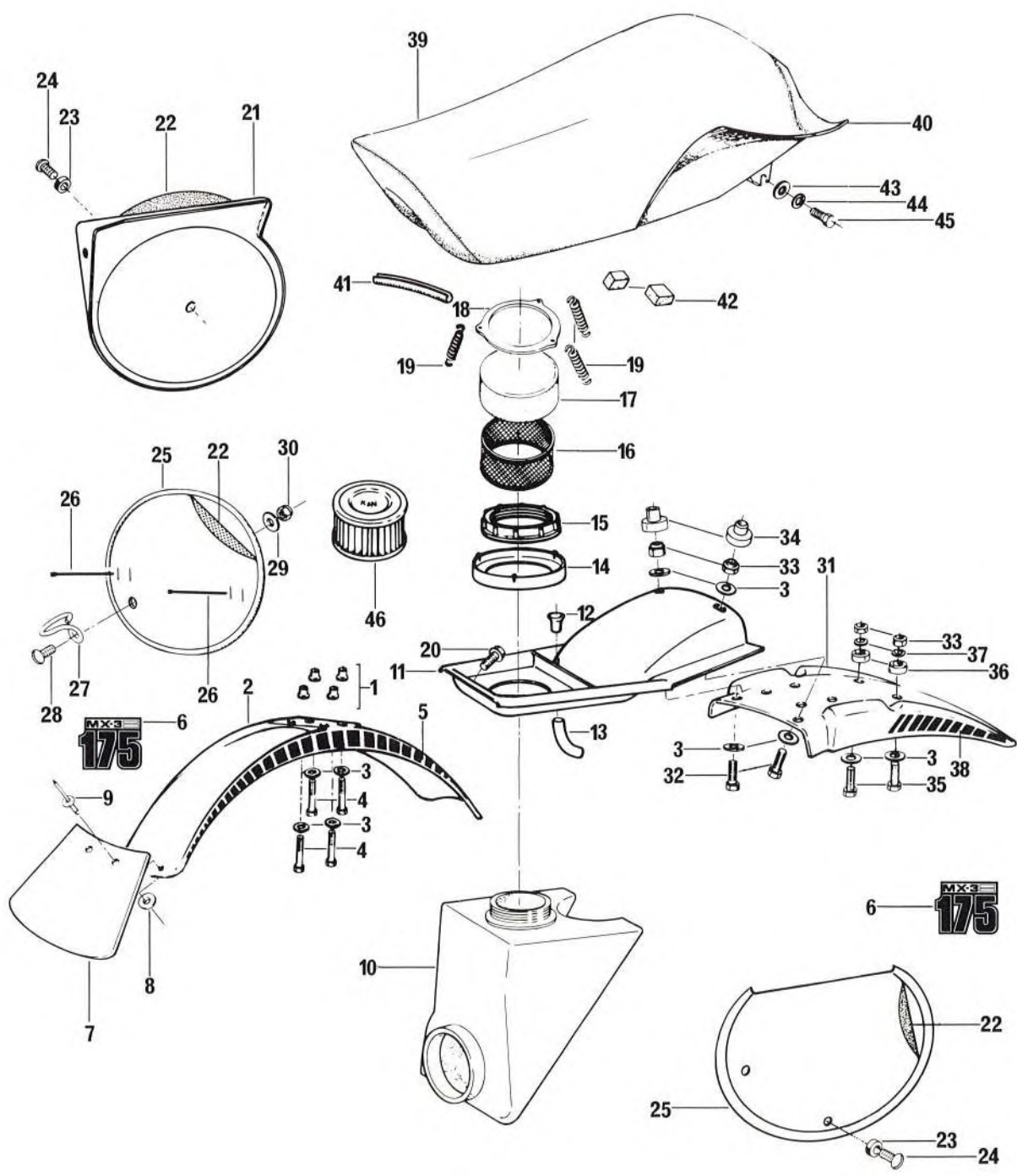
ITEM NO	PART NUMBER	DESCRIPTION	175	250	FRT
N 1	745 002 014	Exhaust Pipe With Resonator (No 8 thru 10).....	1		0.3
N	745 002 022	Exhaust Pipe With Resonator (No 8 thru 10).....		1	0.3
2	732 307 000	Exhaust Spring.....	2		0.1
N	732 307 000	Exhaust Spring.....		2	0.1
N 3	748 004 004	Rubber Mount.....	3	3	0.1
N 4	745 001 000	Asbestos Washer.....	3	3	-
N 5	224 061 200	Washer Flat 6 mm X 20 X 2	5	5	-
N 6	228 561 015	Nut, Hexagonal Elastic Stop M6 X 1.00	5	5	-
N 7	745 011 005	Clamp.....	2	2	0.1
N 8	745 002 023	Resonator.....	1	1	0.1
N 9	392 0019 00	Lockwasher.....	1	1	-
N 10	222 060 815	Screw.....	1	1	-
N 11	745 002 730	Noise Insulator.....	1	1	-

BODY

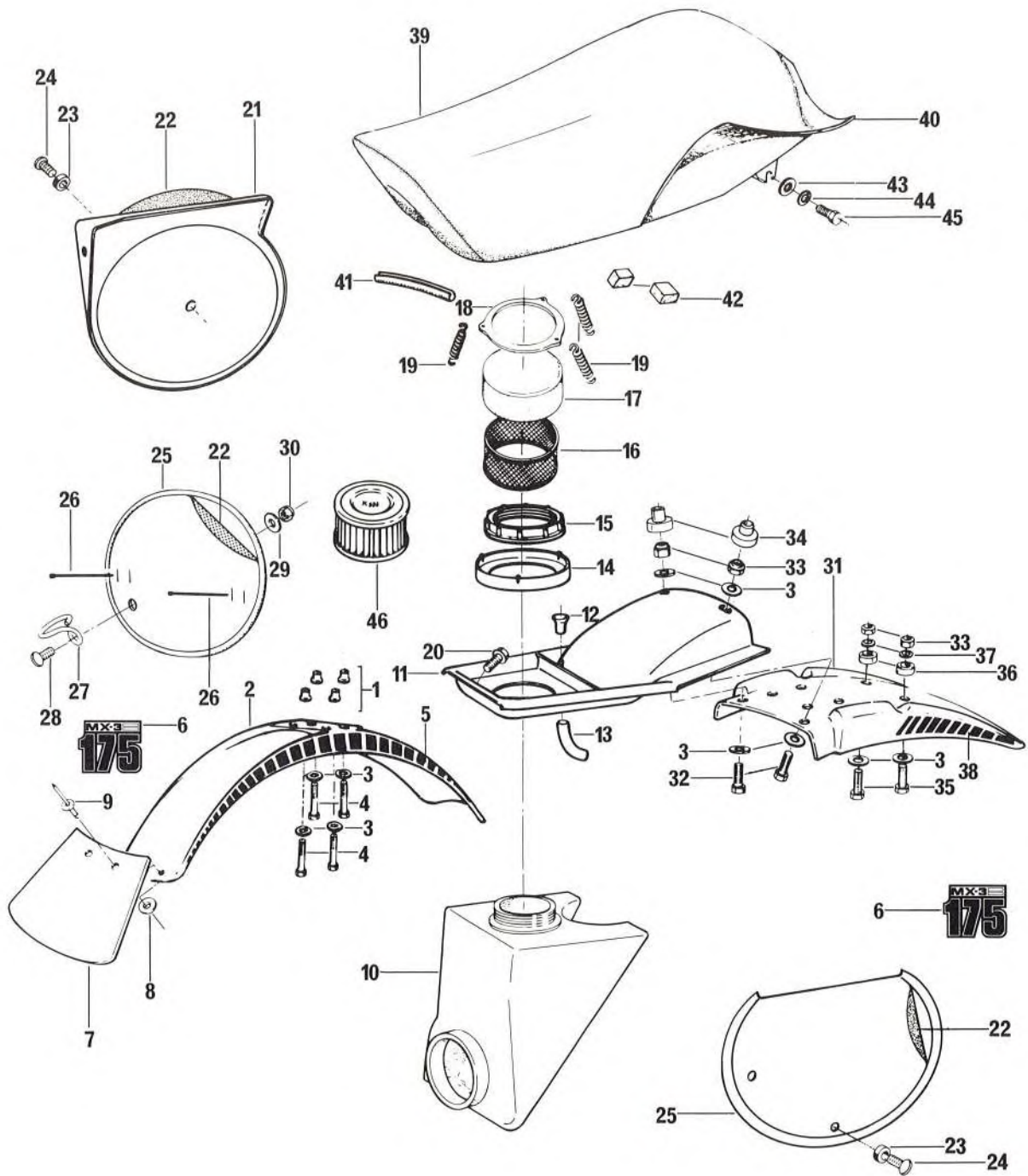




Body Parts



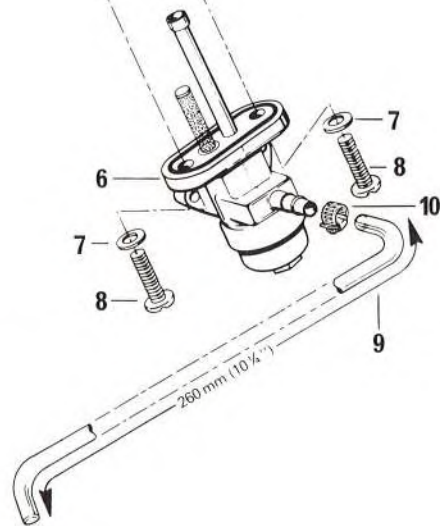
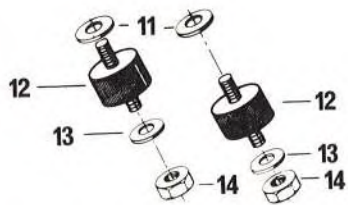
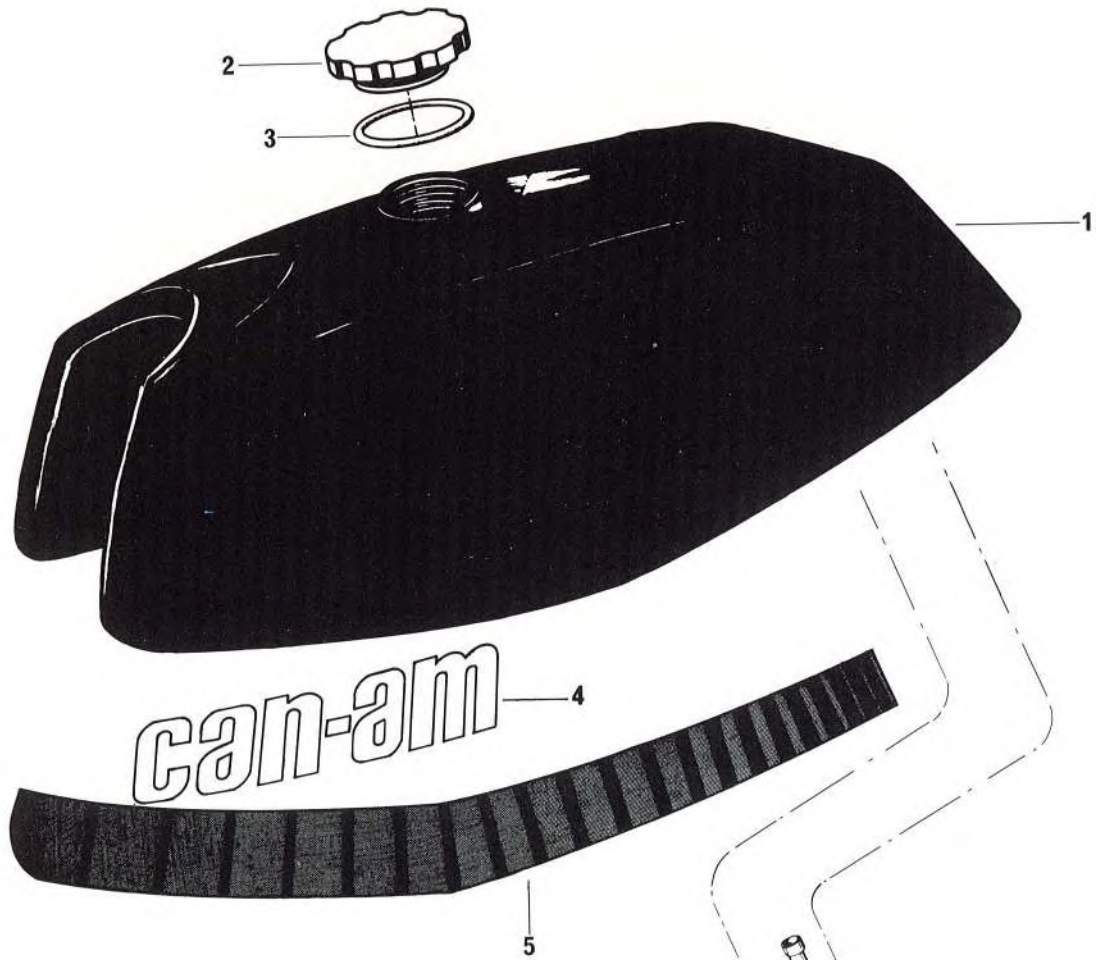
ITEM NO	PART NUMBER	DESCRIPTION	175	250	FRT
1	744 002 000	Spacer Front Fender.....	4		0.1
N	744 027 000	Spacer Front Fender.....		4	0.1
N 2	744 025 004	Front Fender.....	1	1	0.2
N 3	224 061 200	Flat Washer 6 mm X 20 X 2	10	10	-
4	222 063 515	Screw, Hexagonal Head M6 X 1.00 X 35	4		-
N	222 062 515	Screw, Hexagonal Head M6 X 1.00 X 25		4	-
N 5	744 026 011	Front Fender Decal Set.....	1	1	-
N 6	744 006 035	Identification Label.....	2		0.1
N	744 006 036	Identification Label.....		2	0.1
N 7	744 058 001	Mud Flap.....	1	1	0.1
N 8	399 9019 00	Washer.....	2	2	-
N 9	390 4017 00	Rivet.....	2	2	-
N 10	740 006 008	Air Box.....	1	1	0.5
N 11	744 046 001	Bucket.....	1	1	0.3
N 12	744 059 000	Insert.....	1	1	0.1
N 13	414 2542 00	Drain Tube 9.5" (241 mm).....	AR	AR	0.1
14	740 018 000	Air Filter Pan.....	1	1	0.1
15	740 017 000	Plastic Nut.....	1	1	0.1
N 16	740 008 002	Air Filter Frame.....	1	1	0.1
17	740 009 001	Air Filter Element.....	1	1	0.1
18	740 010 000	Air Filter Retainer.....	1	1	0.3
19	732 302 000	Spring.....	3	3	-
N 20	732 600 000	Screw, Hexagonal Taptite Washer Head 1/4 X 20 X 3/4	1	1	-
N 21	744 022 006	Side Panel R.H.....	1	1	0.1
22	744 053 000	Side Panel Decal (White).....	3	3	0.1
23	748 016 000	Rubber Washer.....	4	4	-
N 24	223 861 615	Machine Screw M6 X 1.00 X 16	4	4	-
25	744 003 001	Number Plate.....	2	2	0.1
N 26	748 001 000	Tie Rap.....	2	2	-
N 27	742 001 000	Cable Guide.....		1	0.1
N 28	223 861 615	Machine Screw M6 X 1.00 X 16		1	-
N 29	224 061 200	Flat Washer 6 mm X 20 X 2		1	-
N 30	228 561 015	Nut, Hexagonal Elastic Stop M6 X 1.00		1	-
N 31	744 017 003	Rear Fender.....	1	1	0.3
32	222 061 615	Screw, Hexagonal Head M6 X 1.00 X 16	2	2	-
33	228 561 015	Nut, Hexagonal Elastic Stop M6 X 1.00	4	4	-
34	570 1321 00	Grommet.....	2	2	-



ITEM NO	PART NUMBER	DESCRIPTION	175	250	FRT
35	222 062 515	Screw, Hexagonal Head M6 X 1.00 X 25	2	2	-
36	744 027 000	Spacer.....	2	2	-
37	224 061 120	Washer Flat 6 mm X 12 X 1.5	2	2	-
N 38	744 018 013	Rear Fender Decal Set.....	1	1	0.2
N 39	744 013 004	Seat.....	1	1	0.1
40	744 014 001	Seat Cover.....	1	1	0.3
41	748 034 000	Rubber Strip (Mult 12").....	AR	AR	-
42	744 048 000	Protector.....	2	2	-
43	224 081 170	Washer 8 mm X 17 X2	2	2	-
N 44	399 8012 00	Lockwasher.....	2	2	-
N 45	222 082 015	Screw M8 X 1.25 X 20	2	2	-
N 46	740 009 002	Air Filter Element (Replaces Item 14 Thru 19).....	Opt	Opt	D.N.A.




Fuel Tank



ITEM NO	PART NUMBER	DESCRIPTION	175	250	FRT
N 1	744 019 015	Fuel Tank 1.9 Gallons U.S.-1.6 Gallons Imperial (Include Item 2 Thru 5)...	1		0.3
2-3	744 010 001	Fuel Tank Cap.....	1		0.1
3	732 401 005	O'Ring.....	1		-
N 4	744 061 002	Can-Am Label.....	2		0.1
N 5	744 020 014	Decal Set.....	1		0.1
6	744 021 000	Fuel Valve.....	1		0.1
7	399 9061 00	Fiber Washer.....	2		-
8	222 762 015	Machine Screw M6 X 1.00 X 20	2		-
N 9	414 1372 00	Fuel Line 10.25" (260 mm).....	AR		0.1
10	408 8013 00	Hose Clamp.....	1		-
11	570 1230 00	Rubber Spacer.....	2		-
12	748 004 004	Rubber Mount.....	2		0.2
N 13	224 061 200	Flat Washer M6 X 20 X 2.....	2		-
N 14	228 561 015	Nut, Hexagonal Elastic Stop M6 X 1.00	2		-

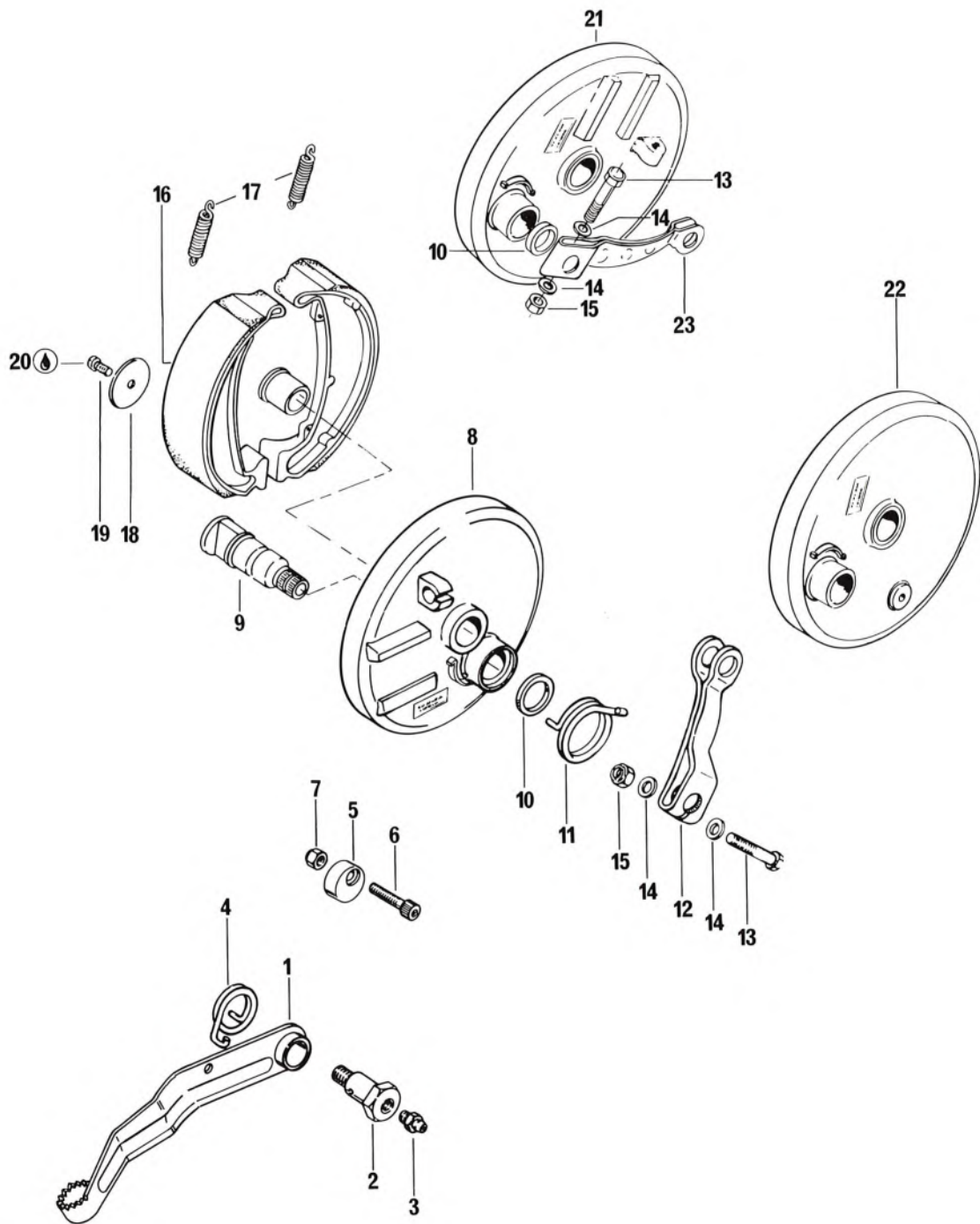


WHEELS





Brake System

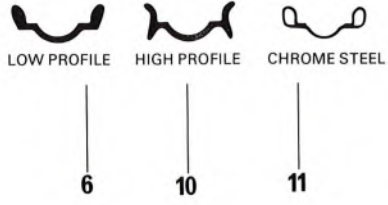


ITEM NO	PART NUMBER	DESCRIPTION	175	250	FRT
N 1	746 039 004	Brake Pedal.....	1	1	0.2
2	746 018 003	Pivot Shaft.....	1	1	0.2
3	408 2001 00	Grease Fitting.....	1	1	-
4	732 311 000	Spring.....	1	1	0.2
5	746 100 000	Eccentric Bushing.....	1	1	0.2
6	222 982 015	Screw, Socket Head M8 X 1.25 X 20 .	1	1	-
7	228 581 015	Nut, Hexagonal Elastic Stop M8	1	1	-
N 8	743 030 005	Rear Backing Plate Magnesium Black.	1	1	0.3
N 9	743 033 001	Cam.....	2	2	0.3
10	732 106 000	Felt Seal.....	2	2	0.2
11	732 304 001	Rear Brake Arm Spring.....	1	1	0.2
N 12	743 038 002	Rear Brake Arm.....	1	1	0.2
13	222 063 515	Screw, Hexagonal Head M6 X 1.00 X 35	2	2	-
14	224 061 120	Washer, Flat 6 mm X 12 X 1.5	4	4	-
15	228 561 015	Nut, Hexagonal Elastic Stop M6 X 1.00	2	2	-
N 16	743 032 005	Brake Shoe Magnesium.....	4	4	0.2
N 17	732 303 002	Brake Shoe Spring.....	4	4	0.2
18	743 026 000	Washer.....	2	2	-
19	222 551 015	Screw, Slotted Pan Head M5 X 0.80 X 10	2	2	-
20	747 020 000	Lock N'Seal.....	AR	AR	-
N 21	743 029 005	Front Backing Plate Magnesium Black	1		0.3
N 22	743 029 007	Front Backing Plate Magnesium Black		1	0.3
N 23	743 039 002	Front Brake Arm.....	1	1	0.1

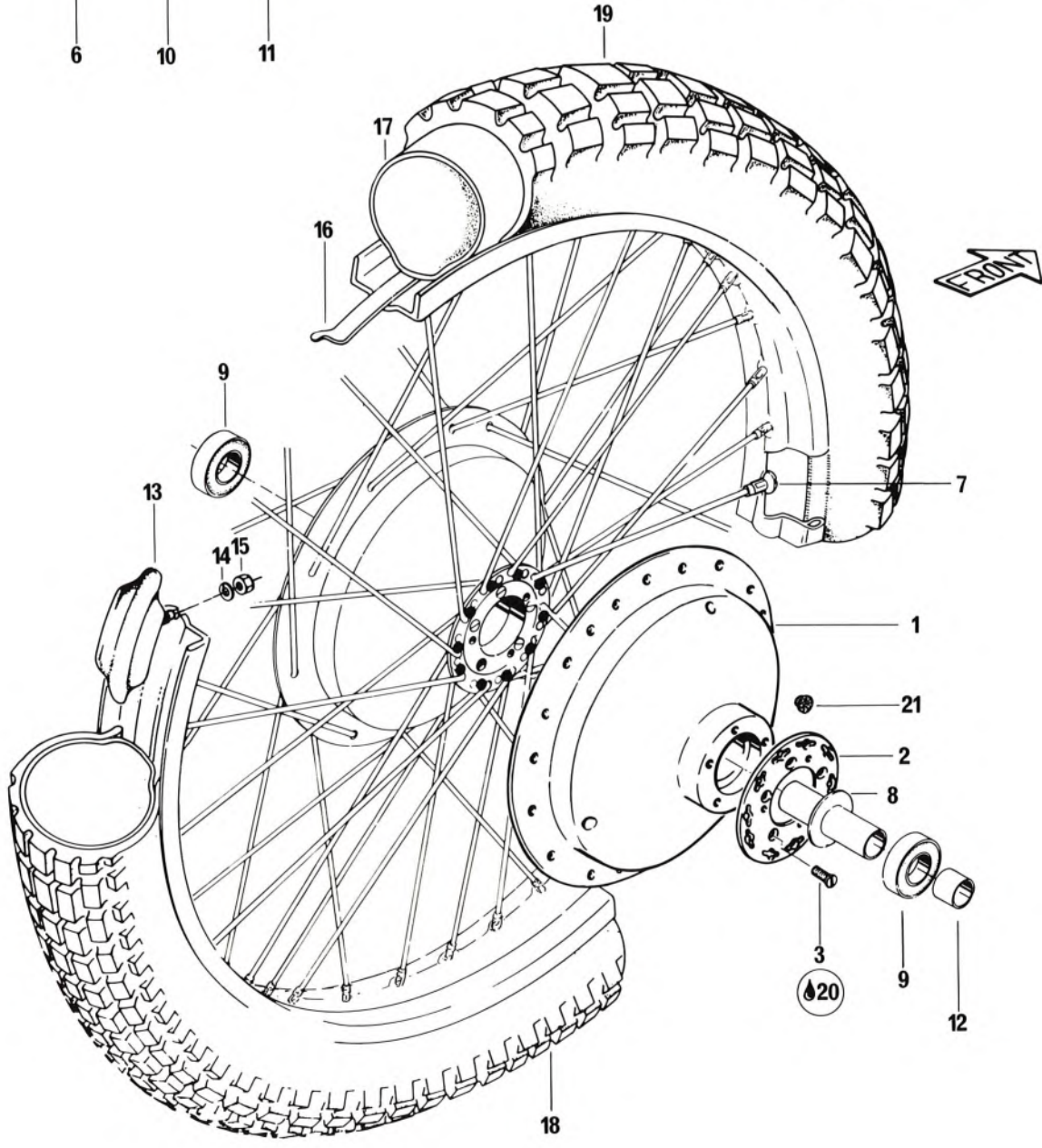
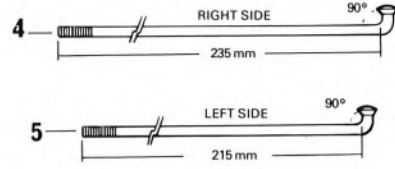


**Wheels,
Front.
and Rear**

RIMS



SPOKES

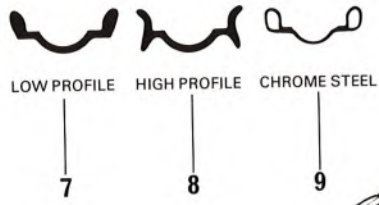


FRONT WHEEL MX-3

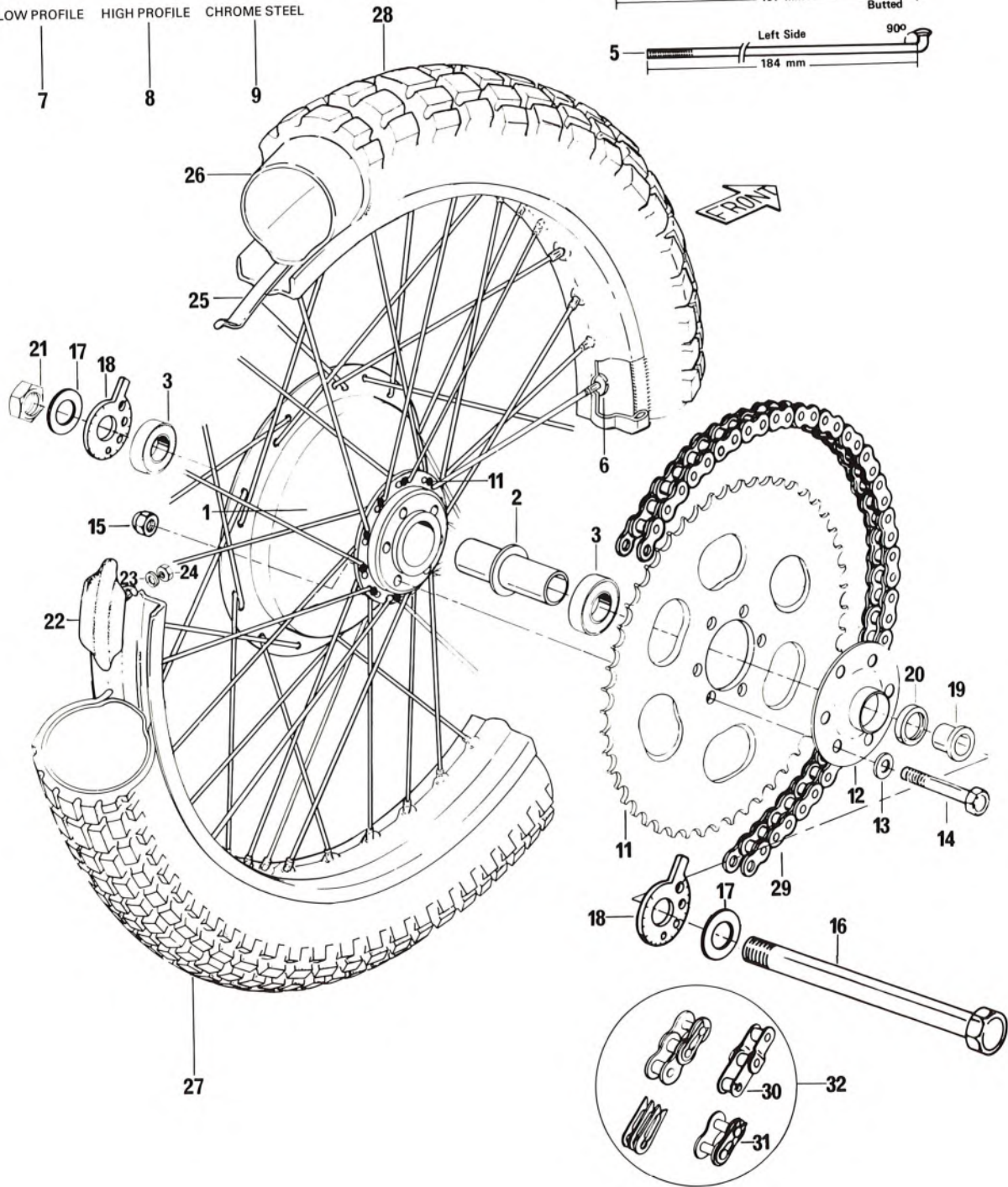
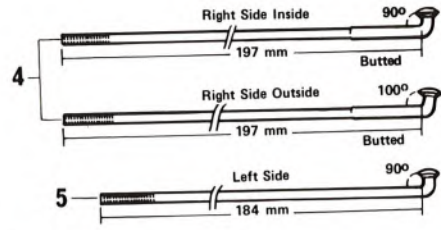
1977

ITEM NO	PART NUMBER	DESCRIPTION	175	250	FRT
N 1 to 9	743 050 004	Front Wheel Assembly.....	1		D.N.A.
1	743 019 001	Front Hub Magnesium Black.....	1		1.6
2	743 027 001	Spoke Flange.....	1		1.0
3	223 061 215	Screw, Flat Head M6 X 1.00 X 12 ...	5		-
4	743 012 002	Spoke R.H.....	20		-
5	743 012 003	Spoke L.H.....	20		-
6	743 015 003	Rim (Alloy Low Profile).....	1		1.6
7	743 014 000	Nipple.....	40		-
8	743 025 004	Spacer, Bearing.....	1		0.6
9	732 705 000	Bearing.....	2		0.6
10	743 015 002	Rim (Alloy High Profile).....	Opt		D.N.A.
11	743 015 000	Rim (Chrome Steel).....	Opt		D.N.A.
12	746 008 000	Spacer.....	1		0.1
13-14-15	743 052 002	Rim Lock # W M1	1		0.2
N 14	399 8012 00	Lockwasher M8	1		-
15	228 081 015	Nut Hexagonal M8 X 1.25	1		-
16	743 022 000	Rim Liner.....	1		0.3
17	743 010 000	Tube 300 X 21	1		0.3
18	743 007 000	Tire Front, Trials Yokohama 300-21 (4 Ply).....	Opt		D.N.A.
	743 007 003	Tire Front, Trials Cheng Shin 300-21 (4 Ply).....	Opt		D.N.A.
19	743 007 001	Tire Front Knobby Trelleborg 300-21/4-544, (4 Ply).....	Opt		D.N.A.
	743 007 002	Tire Front, Knobby Yokohama 300-21/Y-611, (4 Ply).....	Opt		D.N.A.
	743 007 005	Tire Front, Knobby Cheng Shin 300-21 (2 Ply).....	Opt		D.N.A.
	743 007 006	Tire Front, Knobby Cheng Shin 300-21 (4 Ply).....	Opt		D.N.A.
	743 007 007	Tire Front, Knobby Yokohama 300-21 (2 Ply).....	1		0.3
20	747 020 000	Lock N'Seal.....	AR		-
21	748 029 000	Grommet.....	Opt		D.N.A.

RIMS

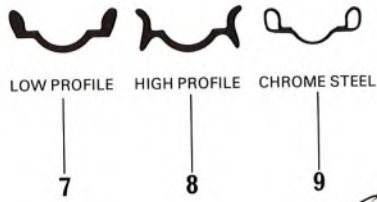


SPOKES

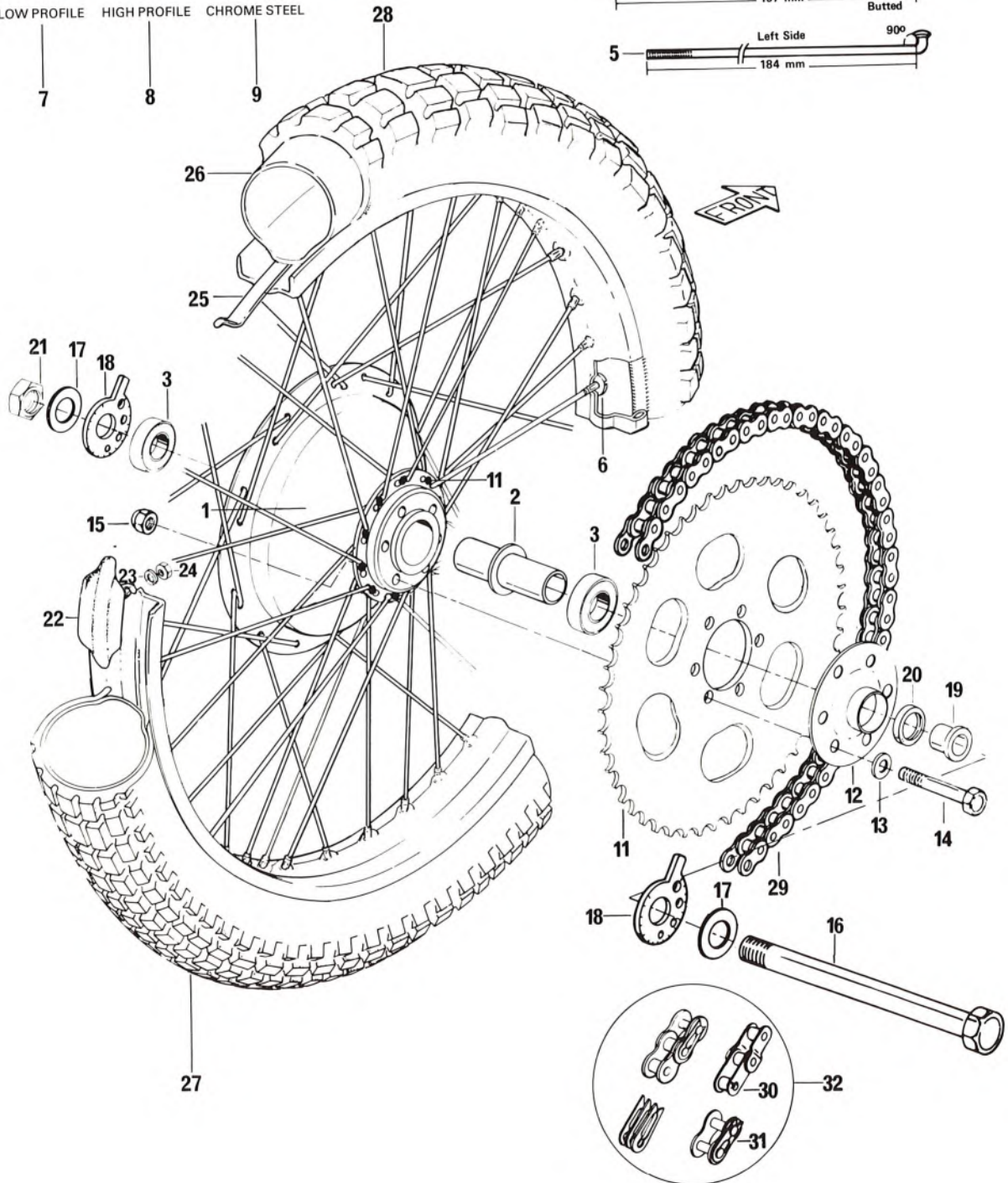
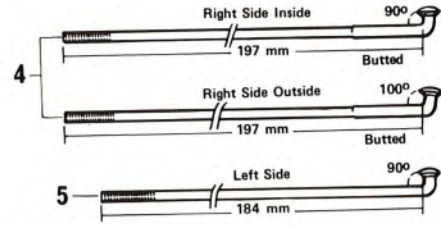


ITEM NO	PART NUMBER	DESCRIPTION	175	250	FRT
N 1 to 7	743 049 007	Rear Wheel Assembly.....	1		D.N.A.
N 1 to 7	743 049 008	Rear Wheel Assembly.....		1	D.N.A.
N 1	743 040 007	Rear Hub Black.....	1	1	2.0
N 2	743 025 005	Spacer, Bearing.....	1	1	0.6
3	732 706 000	Bearing.....	2	2	0.6
N 4	743 012 005	Spoke R.H Outside 90 Degree.....	10	10	-
N	743 012 006	Spoke R.H. Inside 100 Degree.....	10	10	-
N 5	743 012 007	Spoke L.H. Inside 110 Degree.....	20	20	-
6	743 014 000	Nipple.....	40	40	D.N.A.
7	743 016 003	Rim (Alloy Low Profile).....	1	Opt	2.0
N	743 016 004	Rim (Alloy Low Profile-Wide).....	Opt	1	2.0
8	743 016 002	Rim (Alloy High Profile).....	Opt	Opt	D.N.A.
9	743 016 000	Rim (Chrome Steel).....	Opt	Opt	D.N.A.
10	748 029 000	Grommet, Spoke Flange.....	Opt	Opt	D.N.A.
11	743 043 021	Sprocket 38 Teeth.....	Opt	Opt	D.N.A.
	743 043 020	Sprocket 40 Teeth.....	Opt	Opt	D.N.A.
	743 043 010	Sprocket 42 Teeth.....	Opt	Opt	D.N.A.
	743 043 011	Sprocket 44 Teeth.....	Opt	Opt	D.N.A.
	743 043 012	Sprocket 46 Teeth.....	Opt	Opt	D.N.A.
	743 043 022	Sprocket 47 Teeth.....	1	Opt	0.6
	743 043 013	Sprocket 48 Teeth.....	Opt	1	0.6
	743 043 014	Sprocket 50 Teeth.....	Opt	Opt	D.N.A.
	743 043 015	Sprocket 52 Teeth.....	Opt	Opt	D.N.A.
	743 043 016	Sprocket 54 Teeth.....	Opt	Opt	D.N.A.
	743 043 017	Sprocket 56 Teeth.....	Opt	Opt	D.N.A.
	743 043 018	Sprocket 58 Teeth.....	Opt	Opt	D.N.A.
	743 043 019	Sprocket 60 Teeth.....	Opt	Opt	D.N.A.
N 12	743 037 000	Cover.....	1	1	0.6
13	224 081 170	Flat Washer M8 X 17 X 2	12	12	-
14	222 084 515	Screw, Hexagonal Head Cap M8 X 1.25 X 45	6	6	-
15	228 581 015	Nut, Hexagonal Elastic Stop M8 X 1.25	6	6	-
N 16	743 004 001	Rear Axle.....	1	1	0.2
N 17	746 034 002	Flat Washer M17.7 X 30 X 3	2	2	-
18	746 017 000	Adjuster Cam.....	2	2	-
19	746 016 000	Spacer R.H.....	1	1	-
N 20	732 102 000	Seal 25 X 38 X 7	1	1	-
21	746 035 001	Nut, Hexagonal M16 X 1.5	1	1	-
22-23-24	743 052 004	Rim Lock # W M2	2	Opt	0.3
	743 052 003	Rim Lock # W M3 (To Be Used With Over Size Tires Or Rims).....	Opt	2	0.3

RIMS



SPOKES



ITEM NO	PART NUMBER	DESCRIPTION	175	250	FRT
N 23	399 8012 00	Lockwasher M8	2	2	-
24	228 081 015	Nut, Hexagonal M8 X 1.25	2	2	-
25	743 021 000	Rim Liner.....	1	1	0.3
26	743 011 000	Tube.....	1	1	0.3
27	743 006 000	Tire Rear, Trials Yokohama 400-18 (4 Ply).....	Opt	Opt	D.N.A.
N	743 006 003	Tire Rear, Trials Cheng Shin 400-18 (4 Ply).....	Opt	Opt	D.N.A.
28	743 006 005	Tire Rear, Knobby Cheng Shin 400-18 (2 Ply).....	Opt	Opt	D.N.A.
	743 006 006	Tire Rear, Knobby Cheng Shin 400-18 (6 Ply).....	Opt	Opt	D.N.A.
	743 006 007	Tire Rear, Knobby Yokohama 410-18 (2 Ply).....	1	Opt	0.3
	743 006 008	Tire Rear, Knobby Yokohama 460-18 (2 Ply).....	Opt	1	0.3
N	743 006 009	Tire Rear, Knobby Cheng Shin 450-18 (6 Ply).....	Opt	Opt	D.N.A.
29	743 047 000	Chain, Reynolds 110054 (254 Ft. Roll).....	Opt	Opt	D.N.A.
	743 047 001	Chain, Diamond A 250/148 (25 Ft. Roll).....	Opt	Opt	D.N.A.
	743 047 002	Chain, Shima ES-520 (25 Ft. Roll)..	AR	AR	0.2
	743 047 003	Chain, Daido 520T (25 Ft. Roll)....	Opt	Opt	D.N.A.
	743 047 004	Chain, Takasago 520 (25 Ft. Roll)..	Opt	Opt	D.N.A.
30	743 044 000	Half Link, For Reynolds Chain 110054	Opt	Opt	D.N.A.
	743 044 001	Half Link, Diamond Chain A 250/148.	Opt	Opt	D.N.A.
	743 044 002	Half Link, For Shima Chain ES 520 .	AR	AR	0.1
	743 044 004	Half Link, For Takasago Chain 520 .	Opt	Opt	D.N.A.
31	743 045 000	Master Link, For Reynold Chain 110054	Opt	Opt	D.N.A.
	743 045 001	Master Link, For Diamond Chain A 250/148	Opt	Opt	D.N.A.
	743 045 002	Master Link, For Shima Chain ES 520	AR	AR	0.1
	743 045 003	Master Link, For Daido Chain 520T..	Opt	Opt	D.N.A.
	743 045 004	Master Link, For Takasago Chain 520	Opt	Opt	D.N.A.
32	743 046 000	Link Kit, For Reynold Chain 110054	Opt	Opt	D.N.A.
	743 046 001	Link Kit, For Diamond Chain A 250/148	Opt	Opt	D.N.A.
	743 046 002	Link Kit, For Shima Chain ES 520 ..	Opt	Opt	D.N.A.
	743 046 003	Link Kit, For Daido Chain 520T	Opt	Opt	D.N.A.
	743 046 004	Link Kit, For Takasago Chain 520 ..	Opt	Opt	D.N.A.



NOTES

Lined paper with three binder holes on the left side.





